



SKYVUE

STELLAR



Spearheading the Sobha way!

**Sobha Realty redefines the concept
of luxury residential living with a
repertoire of real estate projects
across Dubai.**

With razor-sharp focus on quality and innovation, it has created a plethora of iconic spaces such as extravagant palaces, ornate mosques, cutting edge campuses and ultra-luxurious communities with grand villas and apartments. Pioneering the 'Backward Integration' model in real estate, Sobha Realty employs in-house mastery to create a unique offering of fine living that extends beyond the customer's expectations.

Backward Integration. Forward Thinking.

DESIGN

Masterfully conceptualized.

MATERIAL SOURCING

Employing cutting-edge
technology for world-class
manufacturing.

QUALITY CONTROL

Establishing a new global
standard.

ENGINEERING & CONTRACTING

Scrupulously refined to
perfection.

CRAFTSMANSHIP

Exquisite attention to detail
from inception to completion.



**WE NOTICE THE
SMALLEST
DETAILS.**

So you won't have to.

SOBHA
REALTY

Adorning the Northern Skyline



THE WORLD ISLANDS

PALM JUMEIRAH

BURJ AL ARAB

BURJ KHALIFA

AIN DUBAI

SOBHA SEAHAVEN

SOBHA S-TOWER

UMM SUQEIM

JUMEIRAH

BUR DUBAI

SHEIKH ZAYED ROAD

SOBHA REALTY METRO STATION

JEBEL ALI

SOBHA VERDE

AL QUOZ INDUSTRIAL AREA

THE DUBAI MALL

AL BARSHA

AL KHAIL ROAD

SOBHA HARTLAND

DUBAI INTERNATIONAL AIRPORT

DUBAI INVESTMENTS PARK

MOTOR CITY

NAD AL SHEBA

DUBAI CREEK HARBOUR

RASHIDIYA

SOBHA HARTLAND II

SOBHA ONE

SHEIKH MOHAMMED BIN ZAYED ROAD

SOBHA RESERVE

DUBAI SILICON OASIS

INTERNATIONAL CITY

EXPO 2020 DUBAI UAE

AL MAKTOUM INTERNATIONAL AIRPORT



RAS AL KHOR
WILDLIFE SANCTUARY
05 MINUTES



MEYDAN
RACE COURSE
10 MINUTES



SOBHA HARTLAND &
2 INTERNATIONAL SCHOOLS
10 MINUTES



DOWNTOWN DUBAI
10 MINUTES



DUBAI INTERNATIONAL
AIRPORT
12 MINUTES




BUSINESS BAY
12 MINUTES



BURJ KHALIFA &
THE DUBAI MALL
15 MINUTES



DUBAI OPERA
15 MINUTES



DUBAI FRAME
15 MINUTES



PALM JUMEIRAH
25 MINUTES

Where the city meets the sky

Sobha Hartland II, a contemporary sanctuary, is centrally located and seamlessly connected to the heart of Dubai, with convenient access to the city's major landmarks.

Each moment offers unparalleled convenience and modern elegance, immerse yourself in the dynamic life of Sobha Hartland II with effortless access to Downtown Dubai and other key destinations.



An exclusive retreat, crafted just for you

Sobha Hartland II, Dubai's most premium master community, sprawling across 8 million sq ft, is a perfect blend of urban convenience and community spirit. With an international school, office spaces, world-class mall, clubhouse and a range of retail options, this community keeps everything you need within reach.

The images shown are for illustration purposes only and may not be an exact representation of the product. The images uses computer graphics technology (photo-realistic rendering) to showcase the building and apartment's design, including the facade, elevations, and interiors. All furniture, lighting, finishes, facade and art shown are for marketing purposes only. All contents in these images are for illustrative purposes only and subject to change.



Introducing




SKYVUE
STELLAR

Sky High Opulence

Taking Opulence
To the Next Level.
Whilst staying centered.

The images shown are for illustration purposes only and may not be an exact representation of the product. The images uses computer graphics technology, (photo-realistic rendering) to showcase the building and apartment's design, including the facade, elevations, and interiors. All furniture, lighting, finishes, facade and art shown are for marketing purposes only. All contents in these images are for illustrative purposes only and subject to change.



The images shown are for illustration purposes only and may not be an exact representation of the product. The images uses computer graphics technology (photo-realistic rendering) to showcase the building and apartment's design, including the facade, elevations, and interiors. All furniture, lighting, finishes, facade and art shown are for marketing purposes only. All contents in these images are for illustrative purposes only and subject to change.

Skyvue Stellar, as the name suggests, stands as the tallest tower in the Skyvue collection, elevates luxury living by soaring to extraordinary heights within Sobha Hartland II, completing the prestigious Skyvue series.

This towering masterpiece offers unparalleled grandeur, featuring unobstructed vistas of iconic Downtown Dubai and the tranquil Ras Al Khor Wildlife Sanctuary. Residents can indulge in a plethora of world-class amenities and choose from a variety of meticulously designed residences that embody the essence of home. Crafted with precision and sophistication, Skyvue Stellar showcases expansive floor-to-ceiling windows, ensuring each residence is enveloped in natural light and offers panoramic views.

Every facet of this development has been thoughtfully curated, reflecting a steadfast commitment to excellence and providing residents with an unparalleled living experience.





Elevated Luxury and Elegant Living

Surrounded by natural light, with panoramic views, these residences exude an air of sophistication and epitomize luxury living. Experience an unparalleled blend of convenience, sophistication and natural beauty.



The images shown are for illustration purposes only and may not be an exact representation of the product. The images uses computer graphics technology (photo-realistic rendering) to showcase the building and apartment's design, including the facade, elevations, and interiors. All furniture, lighting, finishes, facade and art shown are for marketing purposes only. All contents in these images are for illustrative purposes only and subject to change.



Sophistication at new heights

Skyvue forms the crescendo of the Northern skyline within the centrally located Sobha Hartland II, the towers offers tranquil retreats and breathtaking vistas that elevate the living experience.



The images shown are for illustration purposes only and may not be an exact representation of the product. The images uses computer graphics technology (photo-realistic rendering) to showcase the building and apartment's design, including the facade, elevations, and interiors. All furniture, lighting, finishes, facade and art shown are for marketing purposes only. All contents in these images are for illustrative purposes only and subject to change.



The images shown are for illustration purposes only and may not be an exact representation of the product. The images uses computer graphics technology (photo-realistic rendering) to showcase the building and apartment's design, including the facade, elevations, and interiors. All furniture, lighting, finishes, facade and art shown are for marketing purposes only. All contents in these images are for illustrative purposes only and subject to change.

The Luxuries, The Heights, And the City!

Skyvue's architecture gracefully embraces its surroundings with a rhythmically flowing zig-zag facade set within a triangular floor plan.


This masterful design invites panoramic views into every space, creating an effortlessly elevated living experience where dual-aspect apartments become a gateway to an endless horizon.



Overlooking the skyline of dreams

The tower stands tall with unmatched views of Dubai's Iconic skyline and views of Downtown Dubai and the Ras al Khor wildlife sanctuary one can only imagine the dreams birthed in this opulent sanctuary.

The images shown are for illustration purposes only and may not be an exact representation of the product. The images uses computer graphics technology (photo-realistic rendering) to showcase the building and apartment's design, including the facade, elevations, and interiors. All furniture, lighting, finishes, facade and art shown are for marketing purposes only. All contents in these images are for illustrative purposes only and subject to change.



Find Your Place Above, Gaze upon Horizons

Skyvue Stellar offers unobstructed panoramas of the surrounding neighborhood, where each day unfolds with serenity and beauty.



The images shown are for illustration purposes only and may not be an exact representation of the product. The images uses computer graphics technology (photo-realistic rendering) to showcase the building and apartment's design, including the facade, elevations, and interiors. All furniture, lighting, finishes, facade and art shown are for marketing purposes only. All contents in these images are for illustrative purposes only and subject to change.




The images shown are for illustration purposes only and may not be an exact representation of the product. The images uses computer graphics technology (photo-realistic rendering) to showcase the building and apartment's design, including the facade, elevations, and interiors. All furniture, lighting, finishes, facade and art shown are for marketing purposes only. All contents in these images are for illustrative purposes only and subject to change.

Exceptional as expected

As luxury evolves, so does the art of living.
This tower redefines opulence, presenting
an extravagant new approach to living with
timeless elegance and unmatched grandeur.





Life at Skyvue Stellar

Unveil a world of boundless experiences,
where every lifestyle, age, and passion find
its perfect expression.



The images shown are for illustration purposes only and may not be an exact representation of the product. The images uses computer graphics technology (photo-realistic rendering) to showcase the building and apartment's design, including the facade, elevations, and interiors. All furniture, lighting, finishes, facade and art shown are for marketing purposes only. All contents in these images are for illustrative purposes only and subject to change.



The Arc of luxury

Skyvue Stellar is masterfully crafted around a stunning amphitheater that adapts gracefully with the shifting water levels.

Encircling the mesmerizing water feature, you'll discover a curated collection of distinguished dining, offering a truly elevated experience.



The images shown are for illustration purposes only and may not be an exact representation of the product. The images uses computer graphics technology (photo-realistic rendering) to showcase the building and apartment's design, including the facade, elevations, and interiors. All furniture, lighting, finishes, facade and art shown are for marketing purposes only. All contents in these images are for illustrative purposes only and subject to change.



Cherish every breath in this private community filled with extraordinary array of experiences – from tranquil sensory gardens and a water obstacle course to a refined clubhouse, thoughtfully designed indoor workspaces, and a scenic cycle path.

The images shown are for illustration purposes only and may not be an exact representation of the product. The images uses computer graphics technology (photo-realistic rendering) to showcase the building and apartment's design, including the facade, elevations, and interiors. All furniture, lighting, finishes, facade and art shown are for marketing purposes only. All contents in these images are for illustrative purposes only and subject to change.



Designed for
Every Passion

The images shown are for illustration purposes only and may not be an exact representation of the product. The images uses computer graphics technology (photo-realistic rendering) to showcase the building and apartment's design, including the facade, elevations, and interiors. All furniture, lighting, finishes, facade and art shown are for marketing purposes only. All contents in these images are for illustrative purposes only and subject to change.



Every day unfolds with new experiences and excitement. Relish a cinematic experience in the open-air theatre or create unforgettable moments in the BBQ Area and Party Terrace. This vibrant community caters to every need, allowing you to embrace life in its fullest, most enriching form.

A wealth of amenities awaits to enhance both entertainment and lifestyle



Water

- Kid's Pool
- Infinity Pool
- Jacuzzi
- Central water Feature

Fitness

- Outdoor Gym
- Indoor Gym
- Indoor Yoga Studio
- Circuit Training / Gym Area
- Walking/Jogging Loop
- Yoga and Meditation Area
- Sauna and Steam
- Outdoor Crossfit / Gym Area

Entertainment

- Multipurpose Hall
- Open Cinema Area
- Open Picnic Lawn
- Barbeque Area
- Party Terrace
- Open Amphitheatre Seating

Indoor

- Indoor Movie Theatre
- Library/Reading Room
- Cards room, Chess and Carrom
- Indoor video game room / Teenage space
- Music Room
- Art Room

Kids & Toddlers Zone

- Kids Games Room
- Kids Playroom



Find your Connection

It's not just about sharing space; it's about fostering connections, offering support, and cultivating a true sense of belonging.

Unwind, recharge, and refresh your mind and body with exclusive clubhouse-style amenities right at home.



The images shown are for illustration purposes only and may not be an exact representation of the product. The images uses computer graphics technology (photo-realistic rendering) to showcase the building and apartment's design, including the facade, elevations, and interiors. All furniture, lighting, finishes, facade and art shown are for marketing purposes only. All contents in these images are for illustrative purposes only and subject to change.



Fresh, Bright and Breezy

Irradiating with natural light through floor-to-ceiling glazed walls, Skyvue Stellar exudes an air of sophistication and luxury at every point. Wake up invigorated and ready to face another sublime day in paradise.



The images shown are for illustration purposes only and may not be an exact representation of the product. The images uses computer graphics technology (photo-realistic rendering) to showcase the building and apartment's design, including the facade, elevations, and interiors. All furniture, lighting, finishes, facade and art shown are for marketing purposes only. All contents in these images are for illustrative purposes only and subject to change.



Residences Tailored to Perfection

Within these walls, tranquility reigns, as triangular elegance and refined design effortlessly guide one back to the serene haven of Skyvue, where every detail embodies perfection.

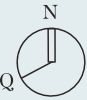
The images shown are for illustration purposes only and may not be an exact representation of the product. The images uses computer graphics technology (photo-realistic rendering) to showcase the building and apartment's design, including the facade, elevations, and interiors. All furniture, lighting, finishes, facade and art shown are for marketing purposes only. All contents in these images are for illustrative purposes only and subject to change.

Exclusively crafted,
with every detail
in mind.

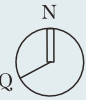


The images shown are for illustration purposes only and may not be an exact representation of the product. The images uses computer graphics technology (photo-realistic rendering) to showcase the building and apartment's design, including the facade, elevations, and interiors. All furniture, lighting, finishes, facade and art shown are for marketing purposes only. All contents in these images are for illustrative purposes only and subject to change.

LOCATION MAP



MASTER PLAN



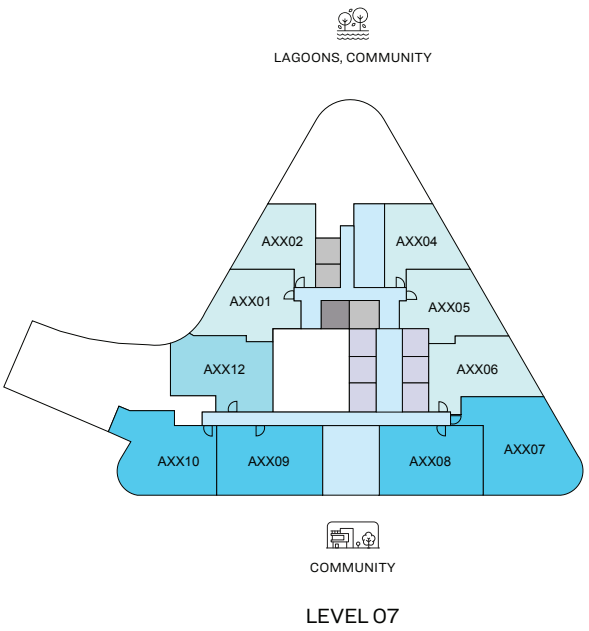
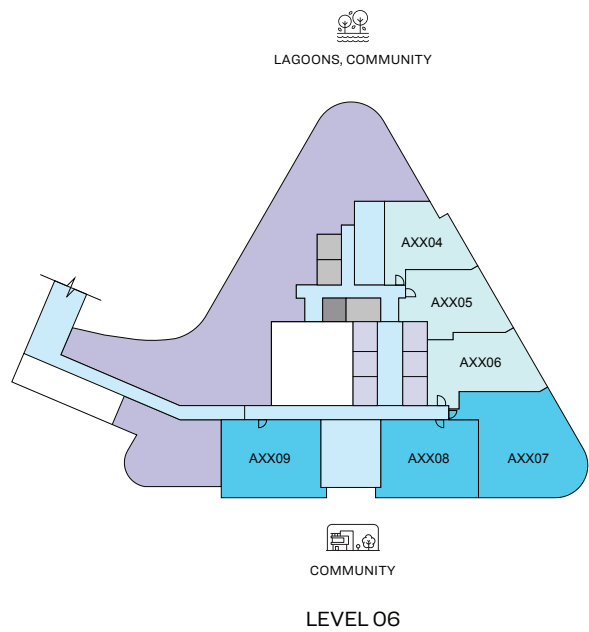
SITE PLAN



Floor
Plans

FLOOR PLAN LAYOUT

SKYVUE STELLAR

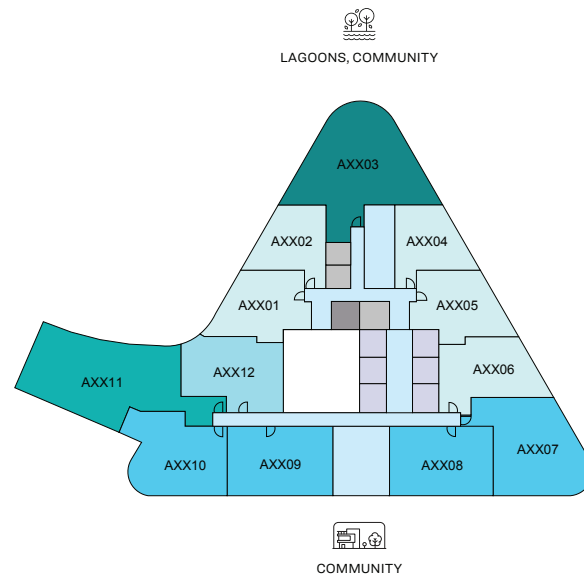
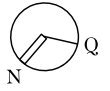


1 BED UNIT	2 BED UNIT	CIRCULATION	LIFTS
1.5 BED UNIT		SERVICES	GARBAGE ROOM

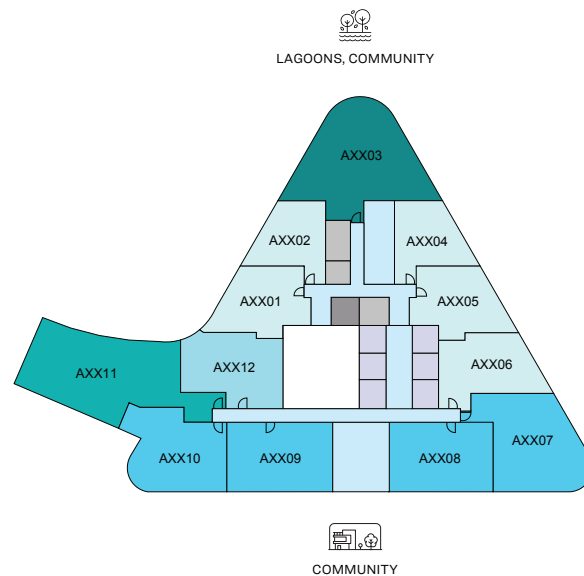
Disclaimer: 1. All dimensions are in metric, measured to wall. 2. All dimensions & drawings are approximate. 3. Actual area may vary from the stated area. 4. Drawing are not to scale. 5. Layout representation and images are for illustrative purposes only and may not represent the actual size, features, specifications for kitchen fixtures, appliances, fittings, furniture or furnishings and facade. Actual products and details may vary. 6. The developer reserves the right to make revisions/ alterations, at its absolute discretion, without prior intimation or any liability whatsoever.

FLOOR PLAN LAYOUT

SKYVUE STELLAR



LEVEL 08, 10-18, 20-21, 24-28, 30-38, 40



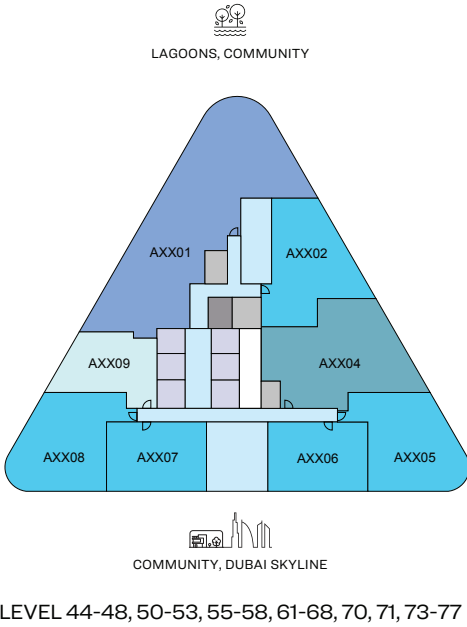
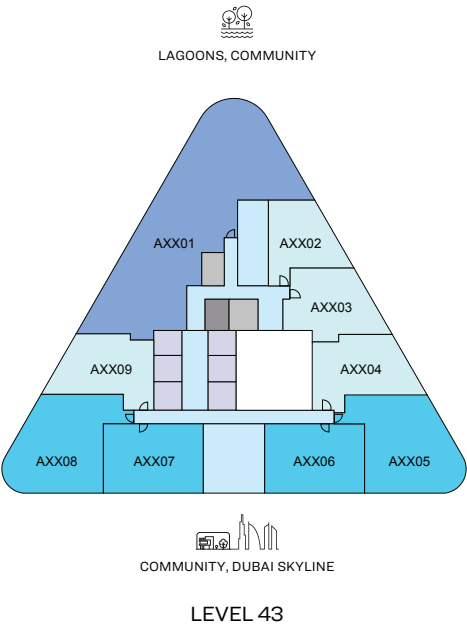
LEVEL 09, 19, 29 & 39

1 BED UNIT	2 BED UNIT	3.5 BED UNIT	CIRCULATION	LIFTS
1.5 BED UNIT	3 BED UNIT		SERVICES	GARBAGE ROOM

Disclaimer: 1. All dimensions are in metric, measured to wall. 2. All dimensions & drawings are approximate. 3. Actual area may vary from the stated area. 4. Drawing are not to scale. 5. Layout representation and images are for illustrative purposes only and may not represent the actual size, features, specifications for kitchen fixtures, appliances, fittings, furniture or furnishings and facade. Actual products and details may vary. 6. The developer reserves the right to make revisions/ alterations, at its absolute discretion, without prior intimation or any liability whatsoever.

FLOOR PLAN LAYOUT

SKYVUE STELLAR

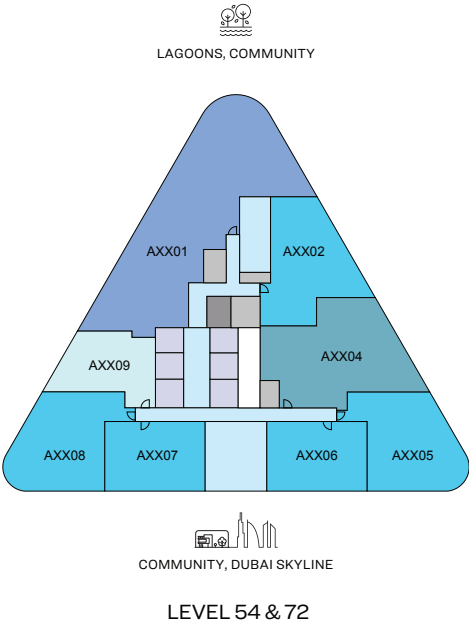
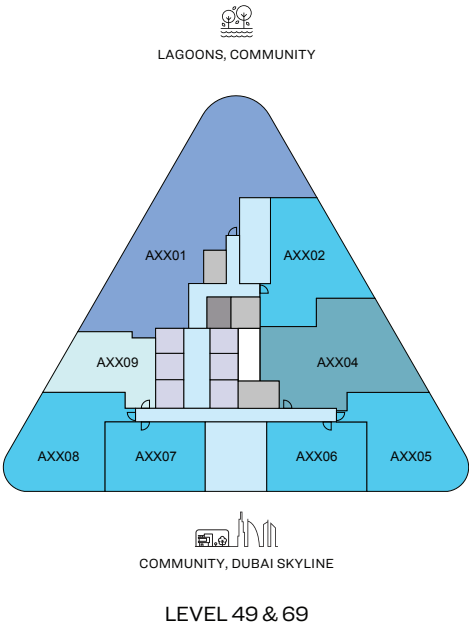


1 BED UNIT	2.5 BED UNIT	CIRCULATION	LIFTS
2 BED UNIT	4 BED UNIT	SERVICES	GARBAGE ROOM

Disclaimer: 1. All dimensions are in metric, measured to wall. 2. All dimensions & drawings are approximate. 3. Actual area may vary from the stated area. 4. Drawing are not to scale. 5. Layout representation and images are for illustrative purposes only and may not represent the actual size, features, specifications for kitchen fixtures, appliances, fittings, furniture or furnishings and facade. Actual products and details may vary. 6. The developer reserves the right to make revisions/ alterations, at its absolute discretion, without prior intimation or any liability whatsoever.

FLOOR PLAN LAYOUT

SKYVUE STELLAR



1 BED UNIT	2.5 BED UNIT	CIRCULATION	LIFTS
2 BED UNIT	4 BED UNIT	SERVICES	GARBAGE ROOM

Disclaimer: 1. All dimensions are in metric, measured to wall. 2. All dimensions & drawings are approximate. 3. Actual area may vary from the stated area. 4. Drawing are not to scale. 5. Layout representation and images are for illustrative purposes only and may not represent the actual size, features, specifications for kitchen fixtures, appliances, fittings, furniture or furnishings and facade. Actual products and details may vary. 6. The developer reserves the right to make revisions/ alterations, at its absolute discretion, without prior intimation or any liability whatsoever.

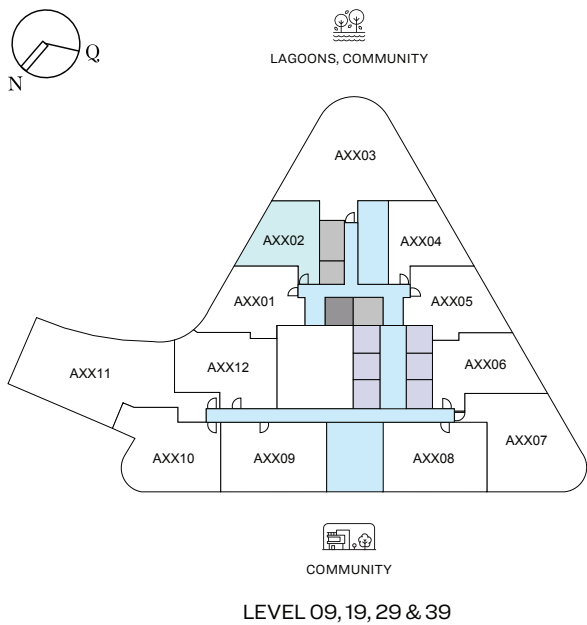
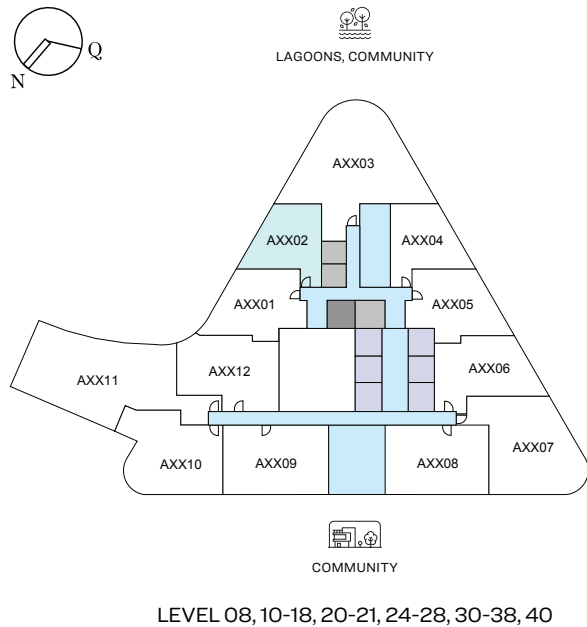
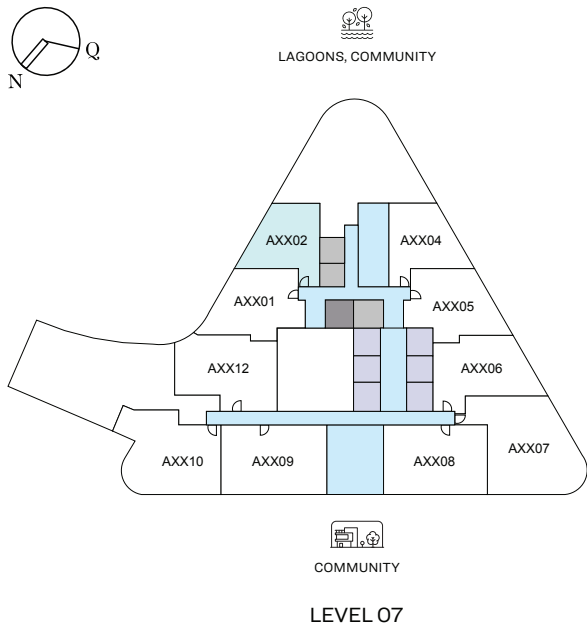
1 BEDROOM APARTMENT

TYPE A (with balcony)

TOTAL SALEABLE AREA

SUITE RANGE = 516.13 – 520.00 SQ.FT.
BALCONY RANGE = 108.61 - 108.72 SQ.FT.
TOTAL RANGE = 624.85 – 628.61 SQ.FT.

UNIT



List of unit numbers with this unit plan:

VIEWS

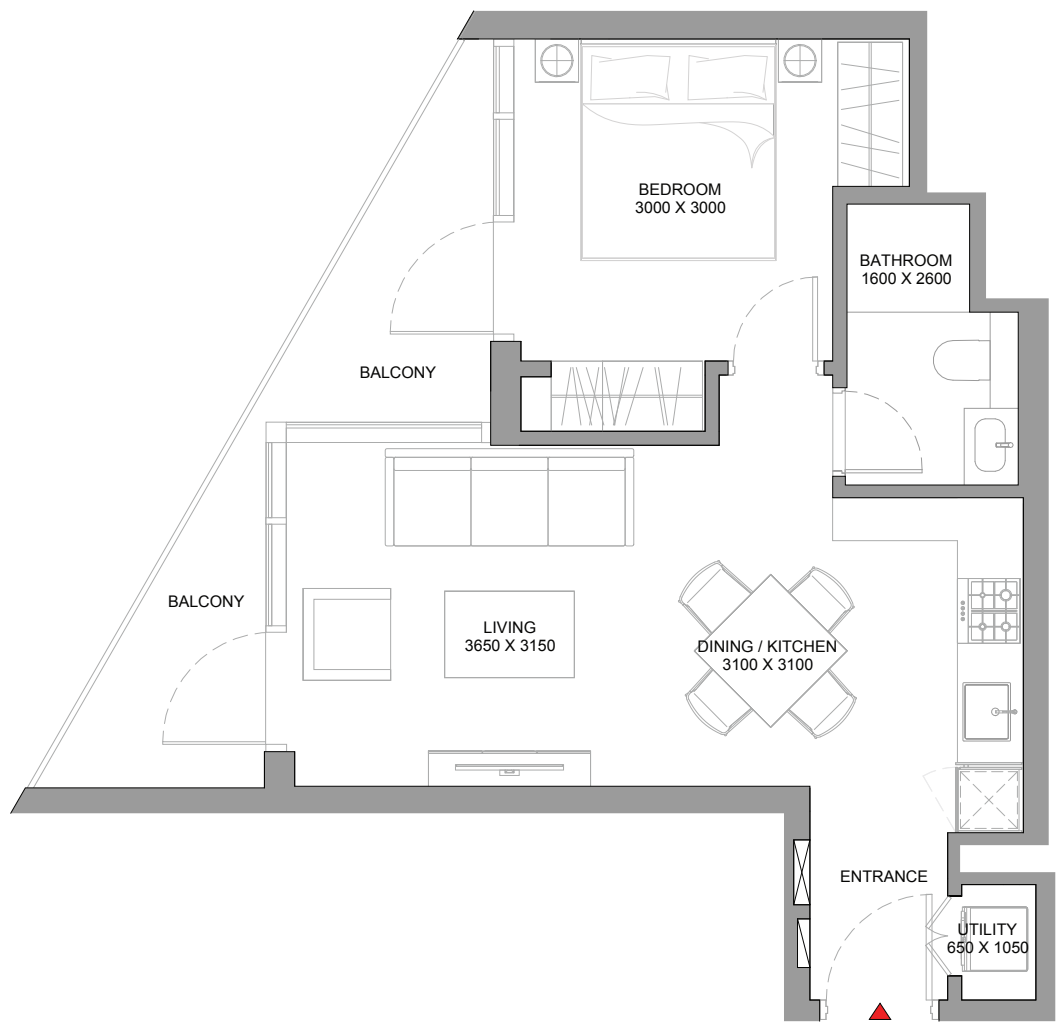
Amenities, Community
A702, A802, A902, A1002

Community
A1102, A1202, A1302, A1402, A1502, A1602, A1702, A1802, A1902, A2002, A2102, A2402, A2502, A2602, A2702, A2802, A2902, A3002, A3102, A3202, A3302, A3402, A3502, A3602, A3702, A3802, A3902, A4002

Disclaimer: 1. All dimensions are in metric, measured to wall. 2. All dimensions & drawings are approximate. 3. Actual area may vary from the stated area. 4. Drawing are not to scale. 5. Layout representation and images are for illustrative purposes only and may not represent the actual size, features, specifications for kitchen fixtures, appliances, fittings, furniture or furnishings and facade. Actual products and details may vary. 6. The developer reserves the right to make revisions/ alterations, at its absolute discretion, without prior intimation or any liability whatsoever.

1 BEDROOM APARTMENT
TYPE A (with balcony)

TOTAL SALEABLE AREA
SUITE RANGE = 516.13 – 520.00 SQ.FT.
BALCONY RANGE = 108.61 - 108.72 SQ.FT.
TOTAL RANGE = 624.85 – 628.61 SQ.FT.



List of unit numbers with this unit plan:

VIEWS

Amenities, Community
A702, A802, A902, A1002

Community
A1102, A1202, A1302, A1402, A1502, A1602, A1702, A1802, A1902, A2002, A2102, A2402, A2502, A2602, A2702, A2802, A2902, A3002, A3102, A3202, A3302, A3402, A3502, A3602, A3702, A3802, A3902, A4002

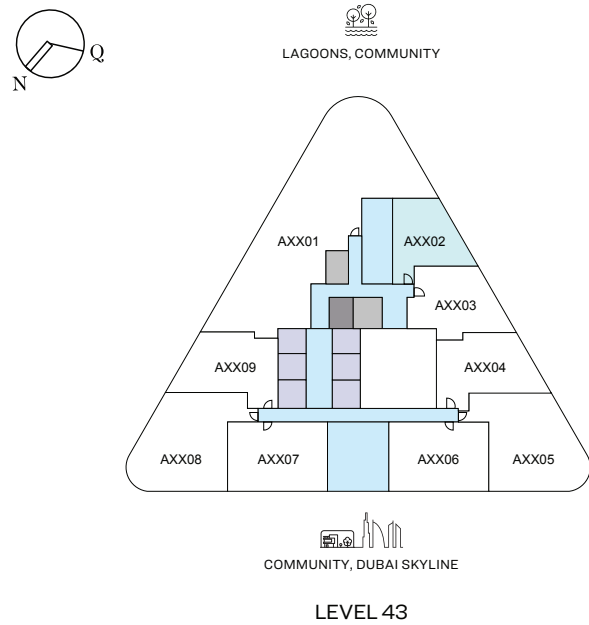
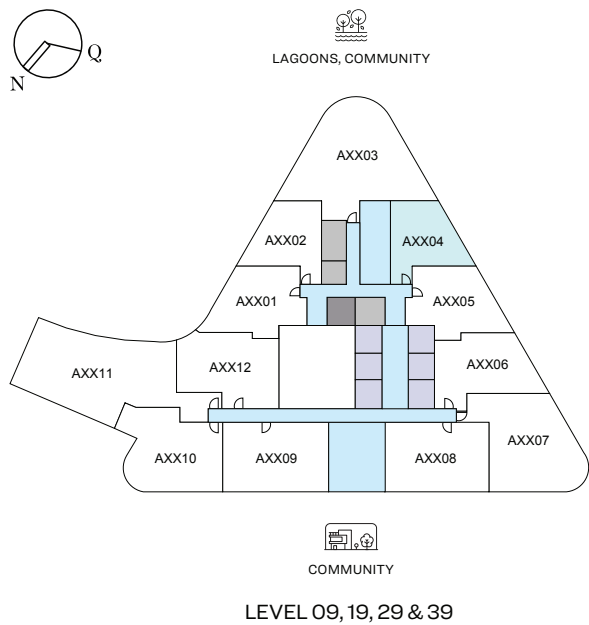
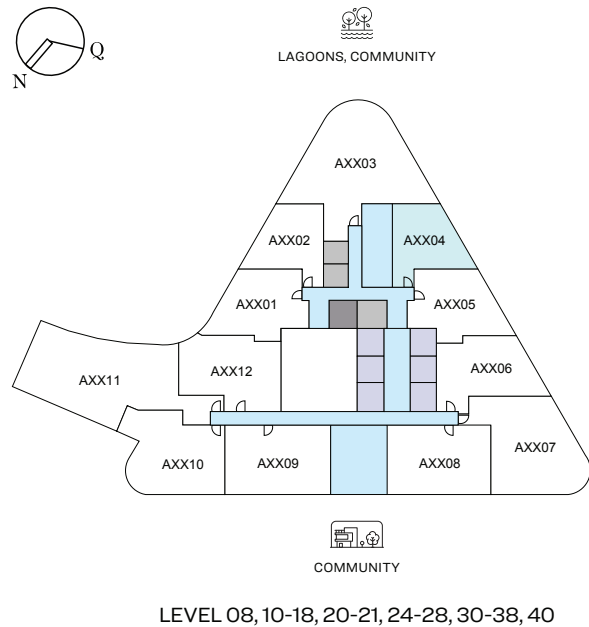
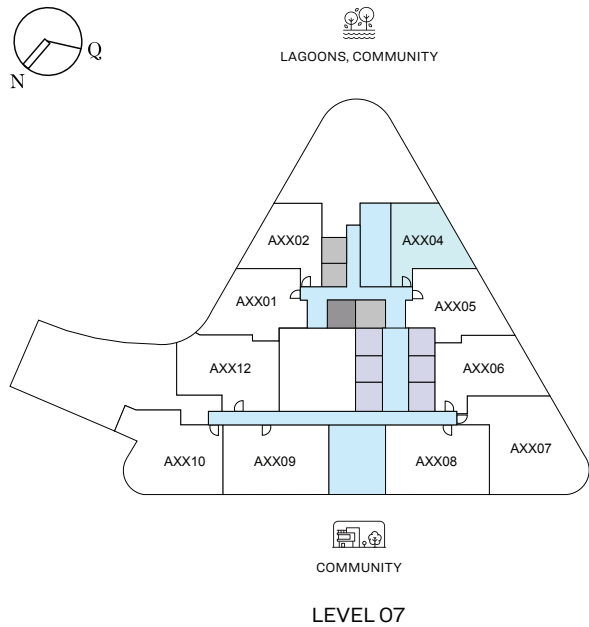
Disclaimer: 1. All dimensions are in metric, measured to wall finishes. 2. All materials, dimensions & drawings are approximate. 3. Information is subject to change without notice, at developer's absolute discretion. 4. Actual area may vary from the stated area. 5. Drawing are not to scale. 6. All images used are for illustrative purpose only and do not represent the actual size, features, specifications, fittings and furnishings. 7. The developer reserves the right to make revisions/ alterations, at its absolute discretion, without any liability whatsoever.



1 BEDROOM APARTMENT
TYPE A (with balcony) VARIANT O1

TOTAL SALEABLE AREA
SUITE RANGE = 516.34 – 526.03 SQ.FT.
BALCONY RANGE = 108.39 - 108.50 SQ.FT.
TOTAL RANGE = 624.84 – 634.42 SQ.FT.

UNIT



List of unit numbers with this unit plan:

VIEWS

Amenities, Community
A704, A804, A904, A1004

Community
A1104, A1204, A1304, A1404, A1504, A1604, A1704, A1804, A1904, A2004, A2104, A2404, A2504, A2604, A2704, A2804, A2904, A3004, A3104, A3204, A3304, A3404, A3504, A3604, A3704, A3804, A3904, A4004, A4302

Disclaimer: 1. All dimensions are in metric, measured to wall. 2. All dimensions & drawings are approximate. 3. Actual area may vary from the stated area. 4. Drawing are not to scale. 5. Layout representation and images are for illustrative purposes only and may not represent the actual size, features, specifications for kitchen fixtures, appliances, fittings, furniture or furnishings and facade. Actual products and details may vary. 6. The developer reserves the right to make revisions/ alterations, at its absolute discretion, without prior intimation or any liability whatsoever.

1 BEDROOM APARTMENT
TYPE A (with balcony) VARIANT 01

TOTAL SALEABLE AREA
SUITE RANGE = 516.34 – 526.03 SQ.FT.
BALCONY RANGE = 108.39 - 108.50 SQ.FT.
TOTAL RANGE = 624.84 – 634.42 SQ.FT.



List of unit numbers with this unit plan:

VIEWS

Amenities, Community
A704, A804, A904, A1004

Community
A1104, A1204, A1304, A1404, A1504, A1604, A1704, A1804, A1904, A2004, A2104, A2404, A2504, A2604, A2704, A2804, A2904, A3004, A3104, A3204, A3304, A3404, A3504, A3604, A3704, A3804, A3904, A4004, A4302

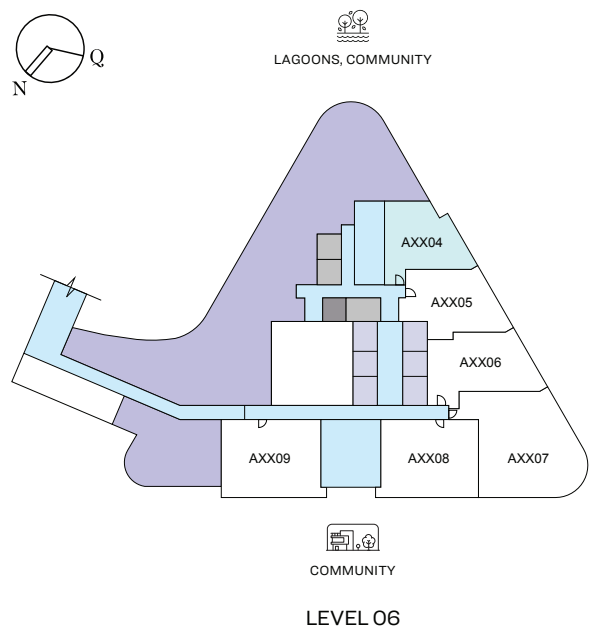
Disclaimer: 1. All dimensions are in metric, measured to wall. 2. All dimensions & drawings are approximate. 3. Actual area may vary from the stated area. 4. Drawing are not to scale. 5. Layout representation and images are for illustrative purposes only and may not represent the actual size, features, specifications for kitchen fixtures, appliances, fittings, furniture or furnishings and facade. Actual products and details may vary. 6. The developer reserves the right to make revisions/ alterations, at its absolute discretion, without prior intimation or any liability whatsoever.



1 BEDROOM APARTMENT
TYPE A (with yard) VARIANT 02

TOTAL SALEABLE AREA
SUITE = 516.56 SQ.FT.
BALCONY = 174.91 SQ.FT.
TOTAL = 691.47 SQ.FT.

UNIT



List of unit numbers with this unit plan:

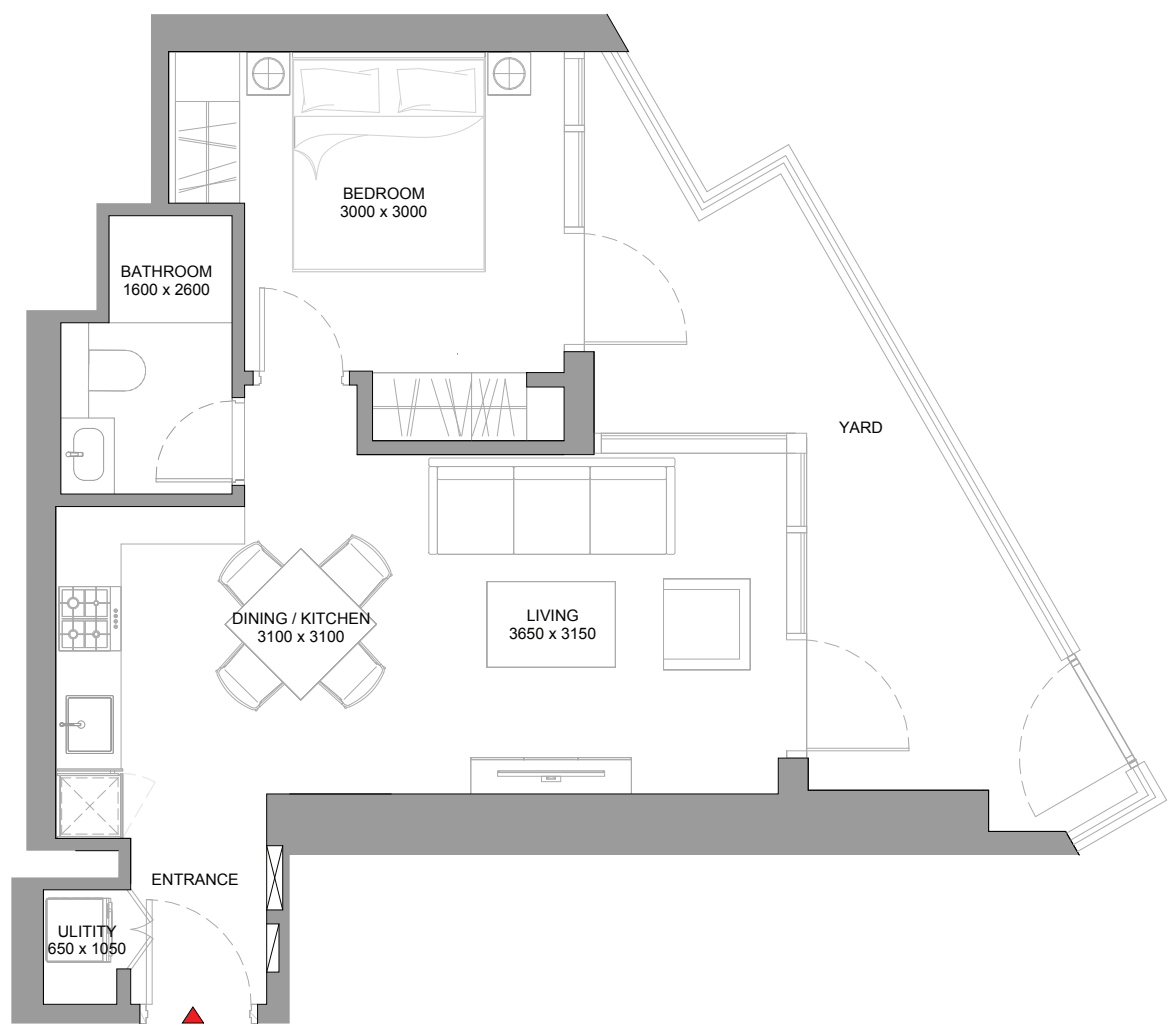
VIEWS

Amenities, Community
A604

Disclaimer: 1. All dimensions are in metric, measured to wall. 2. All dimensions & drawings are approximate. 3. Actual area may vary from the stated area. 4. Drawing are not to scale. 5. Layout representation and images are for illustrative purposes only and may not represent the actual size, features, specifications for kitchen fixtures, appliances, fittings, furniture or furnishings and facade. Actual products and details may vary. 6. The developer reserves the right to make revisions/ alterations, at its absolute discretion, without prior intimation or any liability whatsoever.

1 BEDROOM APARTMENT
TYPE A (with yard) VARIANT 02

TOTAL SALEABLE AREA
SUITE = 516.56 SQ.FT.
BALCONY = 174.91 SQ.FT.
TOTAL = 691.47 SQ.FT.



List of unit numbers with this unit plan:

VIEWS

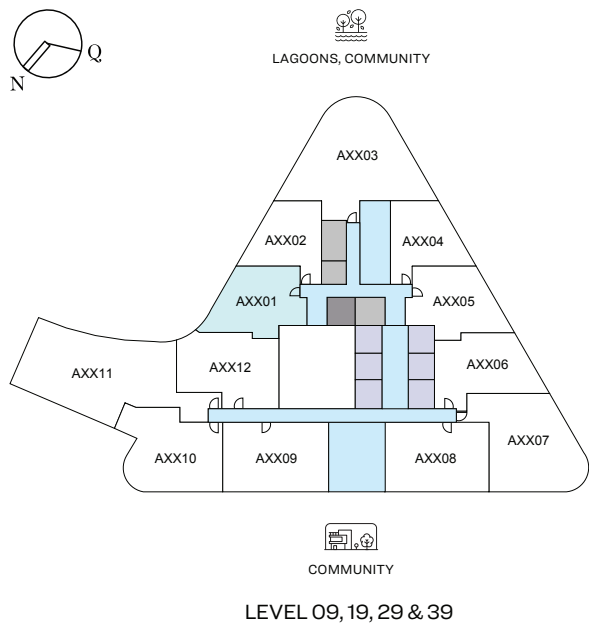
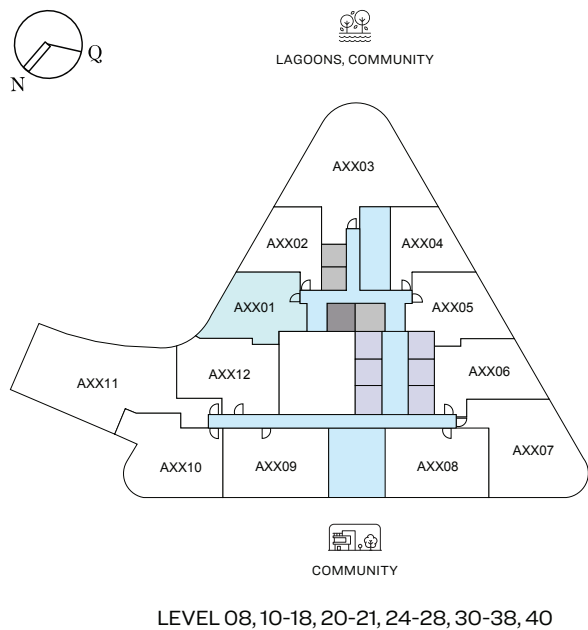
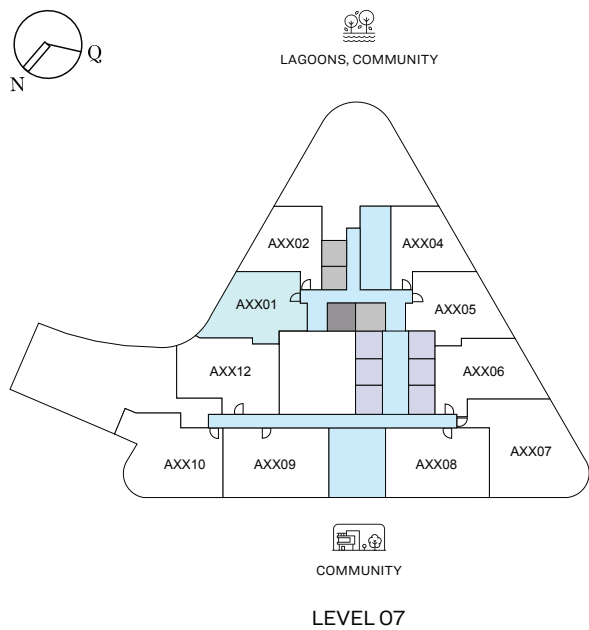
Amenities, Community
A604

Disclaimer: 1. All dimensions are in metric, measured to wall. 2. All dimensions & drawings are approximate. 3. Actual area may vary from the stated area. 4. Drawing are not to scale. 5. Layout representation and images are for illustrative purposes only and may not represent the actual size, features, specifications for kitchen fixtures, appliances, fittings, furniture or furnishings and facade. Actual products and details may vary. 6. The developer reserves the right to make revisions/ alterations, at its absolute discretion, without prior intimation or any liability whatsoever.

1 BEDROOM APARTMENT
TYPE B (with powder room + balcony)

TOTAL SALEABLE AREA
SUITE RANGE = 608.05 - 609.67 SQ.FT.
BALCONY = 109.15 SQ.FT.
TOTAL RANGE = 717.20 - 718.82 SQ.FT.

UNIT



List of unit numbers with this unit plan:

VIEWS

Amenities, Community
A701, A801, A901, A1001

Community
A1101, A1201, A1301, A1401, A1501, A1601, A1701, A1801, A1901, A2001, A2101, A2401, A2501, A2601, A2701, A2801, A2901, A3001, A3101, A3201, A3301, A3401, A3501, A3601, A3701, A3801, A3901, A4001

Disclaimer: 1. All dimensions are in metric, measured to wall. 2. All dimensions & drawings are approximate. 3. Actual area may vary from the stated area. 4. Drawing are not to scale. 5. Layout representation and images are for illustrative purposes only and may not represent the actual size, features, specifications for kitchen fixtures, appliances, fittings, furniture or furnishings and facade. Actual products and details may vary. 6. The developer reserves the right to make revisions/ alterations, at its absolute discretion, without prior intimation or any liability whatsoever.

1 BEDROOM APARTMENT

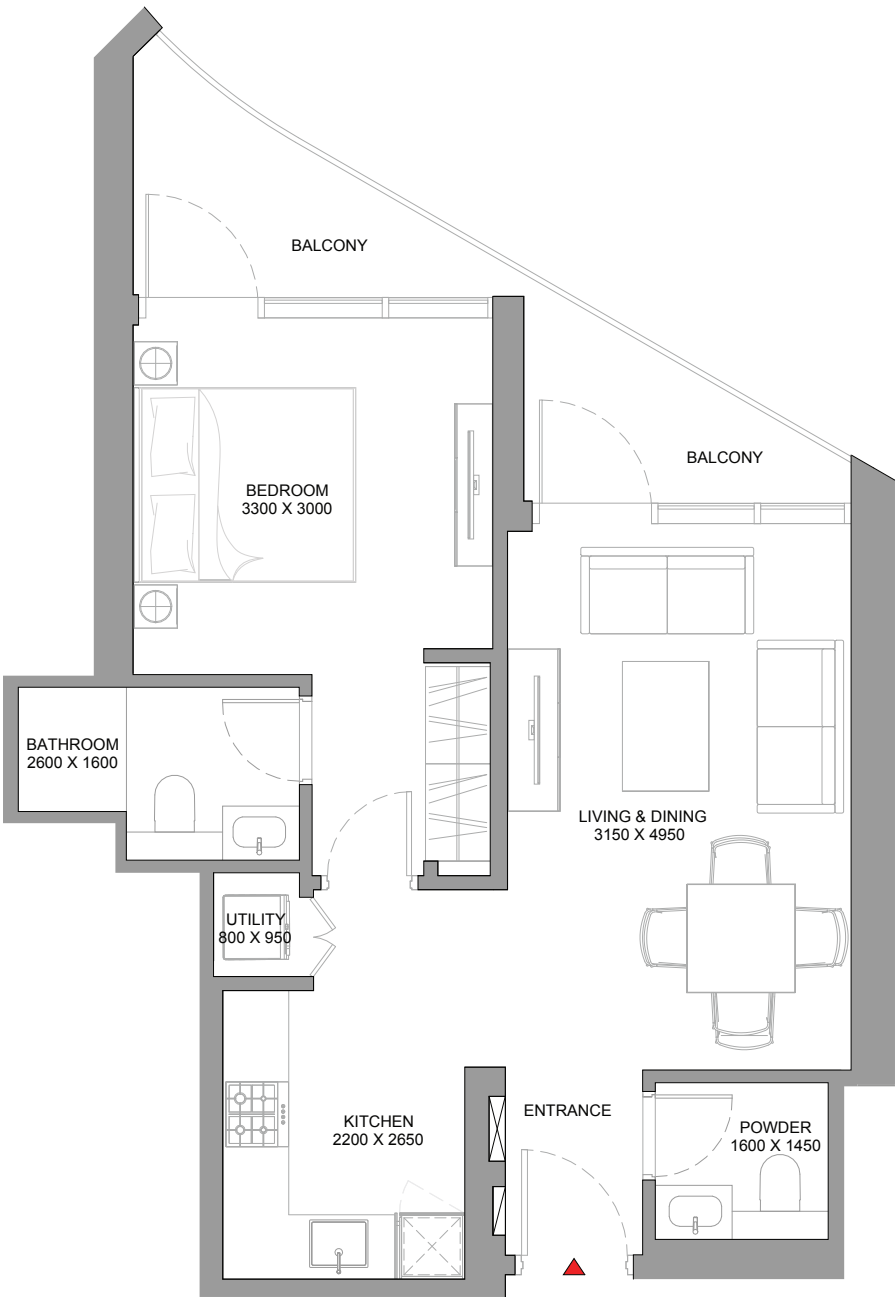
TYPE B (with powder room + balcony)

TOTAL SALEABLE AREA

SUITE RANGE = 608.05 - 609.67 SQ.FT.

BALCONY = 109.15 SQ.FT.

TOTAL RANGE = 717.20 - 718.82 SQ.FT.



List of unit numbers with this unit plan:

VIEWS

Amenities, Community
A701, A801, A901, A1001

Community
A1101, A1201, A1301, A1401, A1501, A1601, A1701, A1801, A1901, A2001, A2101, A2401, A2501, A2601, A2701, A2801, A2901, A3001, A3101, A3201, A3301, A3401, A3501, A3601, A3701, A3801, A3901, A4001

Disclaimer: 1. All dimensions are in metric, measured to wall. 2. All dimensions & drawings are approximate. 3. Actual area may vary from the stated area. 4. Drawing are not to scale. 5. Layout representation and images are for illustrative purposes only and may not represent the actual size, features, specifications for kitchen fixtures, appliances, fittings, furniture or furnishings and facade. Actual products and details may vary. 6. The developer reserves the right to make revisions/ alterations, at its absolute discretion, without prior intimation or any liability whatsoever.



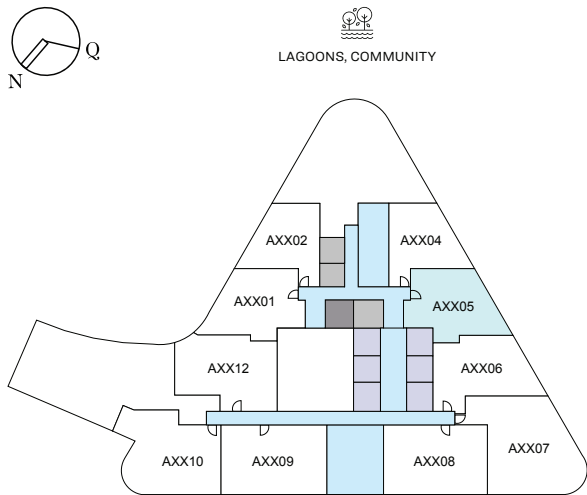
1 BEDROOM APARTMENT

TYPE B (with powder room + balcony) VARIANT 01

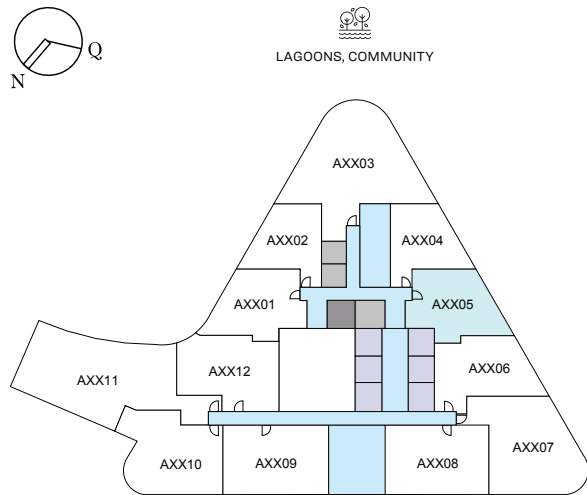
TOTAL SALEABLE AREA

SUITE RANGE = 606.22 - 609.34 SQ.FT.
BALCONY RANGE = 108.39 - 109.68 SQ.FT.
TOTAL RANGE = 714.61 - 719.02 SQ.FT.

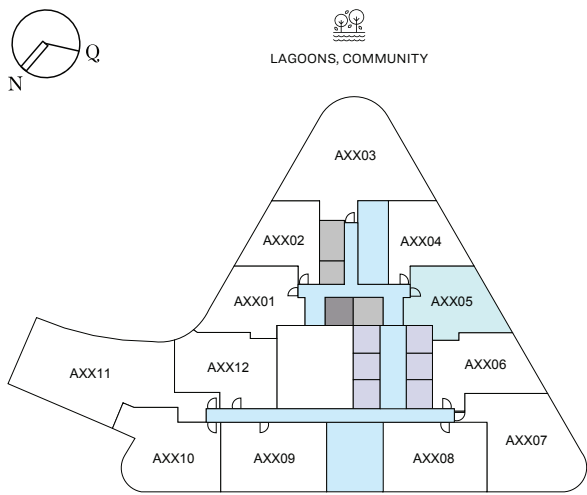
UNIT



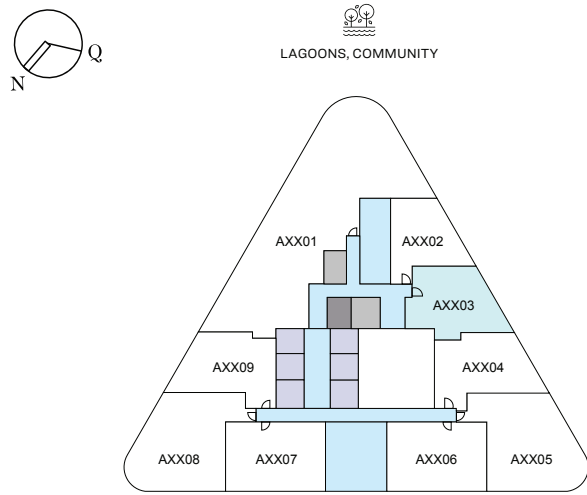
LEVEL 07



LEVEL 08, 10-18, 20-21, 24-28, 30-38, 40



LEVEL 09, 19, 29 & 39



LEVEL 43

List of unit numbers with this unit plan:

VIEWS

Amenities, Community
A705, A805, A905, A1005

Community
A1105, A1205, A1305, A1405, A1505, A1605, A1705, A1805, A1905, A2005, A2105, A2405, A2505, A2605, A2705, A2805, A2905, A3005, A3105, A3205, A3305, A3405, A3505, A3605, A3705, A3805, A3905, A4005, A4303

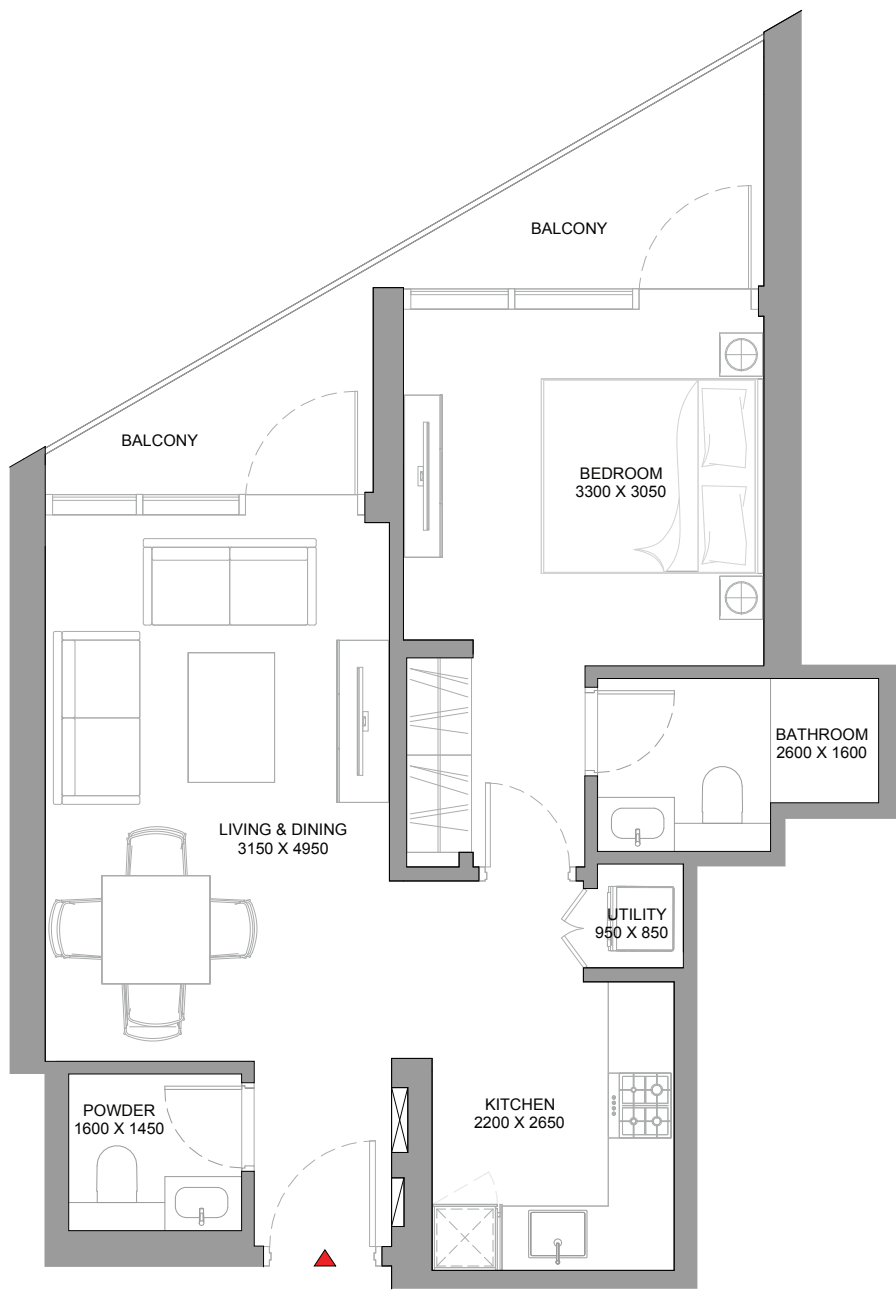
Disclaimer: 1. All dimensions are in metric, measured to wall. 2. All dimensions & drawings are approximate. 3. Actual area may vary from the stated area. 4. Drawing are not to scale. 5. Layout representation and images are for illustrative purposes only and may not represent the actual size, features, specifications for kitchen fixtures, appliances, fittings, furniture or furnishings and facade. Actual products and details may vary. 6. The developer reserves the right to make revisions/ alterations, at its absolute discretion, without prior intimation or any liability whatsoever.

1 BEDROOM APARTMENT

TYPE B (with powder room + balcony) VARIANT 01

TOTAL SALEABLE AREA

SUITE RANGE = 606.22 - 609.34 SQ.FT.
BALCONY RANGE = 108.39 - 109.68 SQ.FT.
TOTAL RANGE = 714.61 - 719.02 SQ.FT.



List of unit numbers with this unit plan:

VIEWS

Amenities, Community
A705, A805, A905, A1005

Community
A1105, A1205, A1305, A1405, A1505, A1605, A1705, A1805, A1905, A2005, A2105, A2405, A2505, A2605, A2705, A2805, A2905, A3005, A3105, A3205, A3305, A3405, A3505, A3605, A3705, A3805, A3905, A4005, A4303

Disclaimer: 1. All dimensions are in metric, measured to wall. 2. All dimensions & drawings are approximate. 3. Actual area may vary from the stated area. 4. Drawing are not to scale. 5. Layout representation and images are for illustrative purposes only and may not represent the actual size, features, specifications for kitchen fixtures, appliances, fittings, furniture or furnishings and facade. Actual products and details may vary. 6. The developer reserves the right to make revisions/ alterations, at its absolute discretion, without prior intimation or any liability whatsoever.



1 BEDROOM APARTMENT

TYPE B (with powder room + yard) VARIANT 02

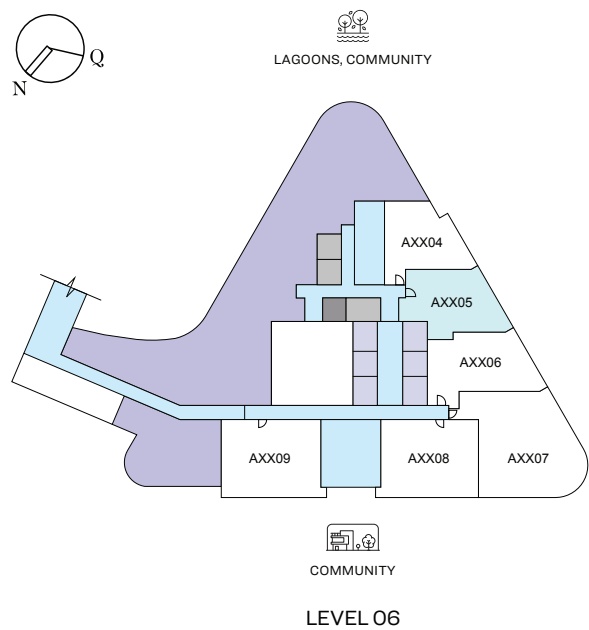
TOTAL SALEABLE AREA

SUITE = 608.27 SQ.FT.

YARD = 190.84 SQ.FT.

TOTAL = 799.11 SQ.FT.

UNIT



List of unit numbers with this unit plan:

VIEWS

Amenities, Community

A605

Disclaimer: 1. All dimensions are in metric, measured to wall. 2. All dimensions & drawings are approximate. 3. Actual area may vary from the stated area. 4. Drawing are not to scale. 5. Layout representation and images are for illustrative purposes only and may not represent the actual size, features, specifications for kitchen fixtures, appliances, fittings, furniture or furnishings and facade. Actual products and details may vary. 6. The developer reserves the right to make revisions/ alterations, at its absolute discretion, without prior intimation or any liability whatsoever.

1 BEDROOM APARTMENT

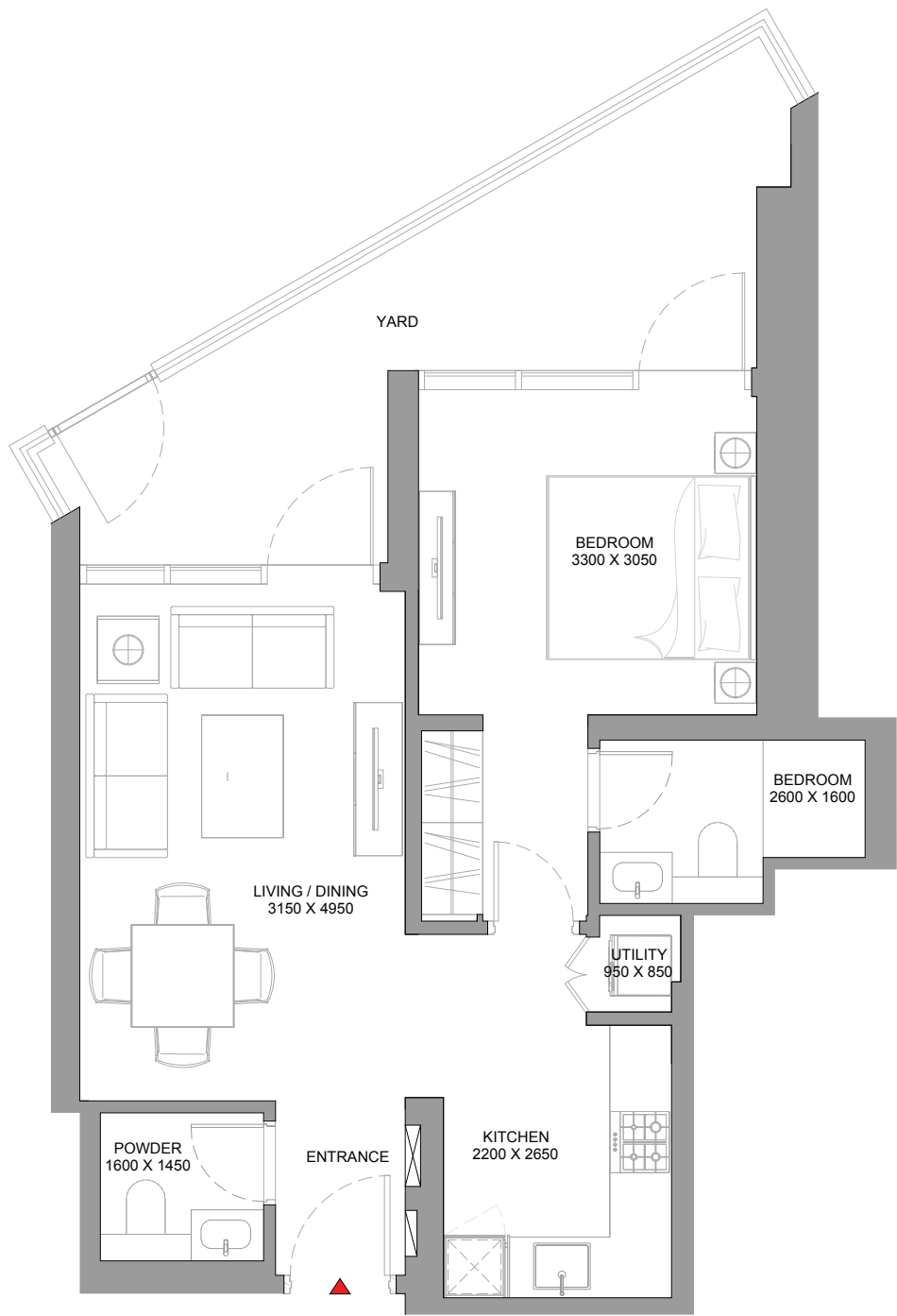
TYPE B (with powder room + yard) VARIANT 02

TOTAL SALEABLE AREA

SUITE = 608.27 SQ.FT.

YARD = 190.84 SQ.FT.

TOTAL = 799.11 SQ.FT.



List of unit numbers with this unit plan:

VIEWS

Amenities, Community

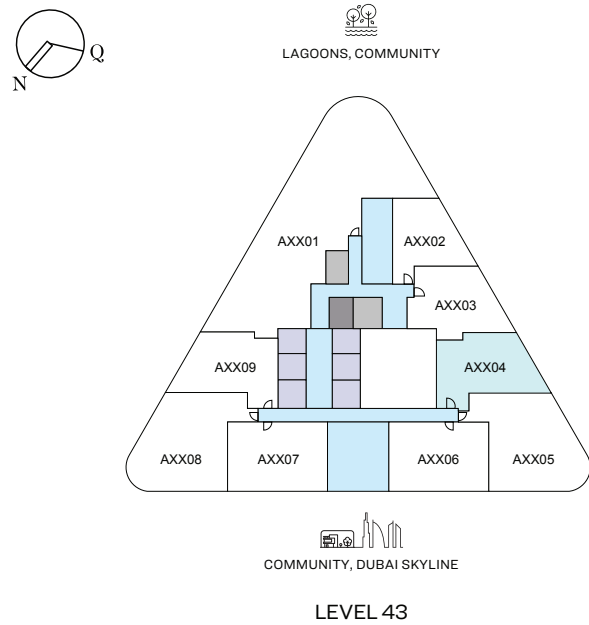
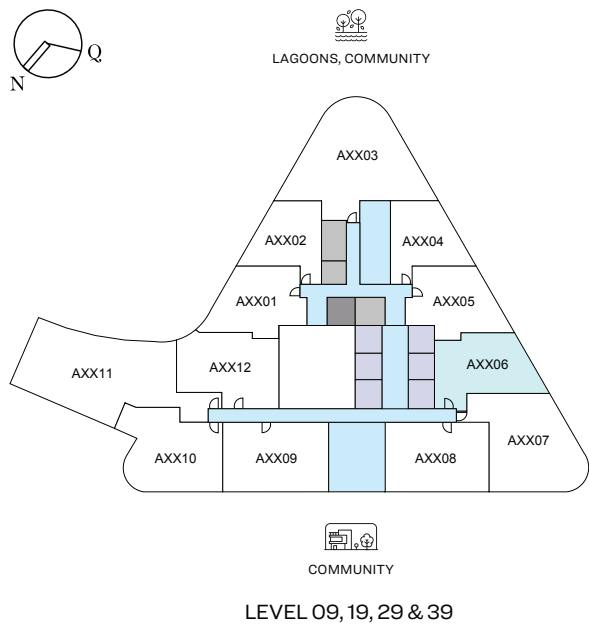
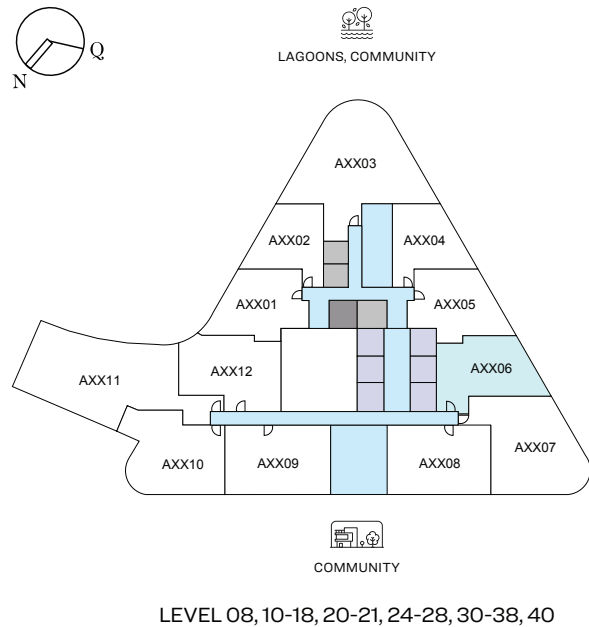
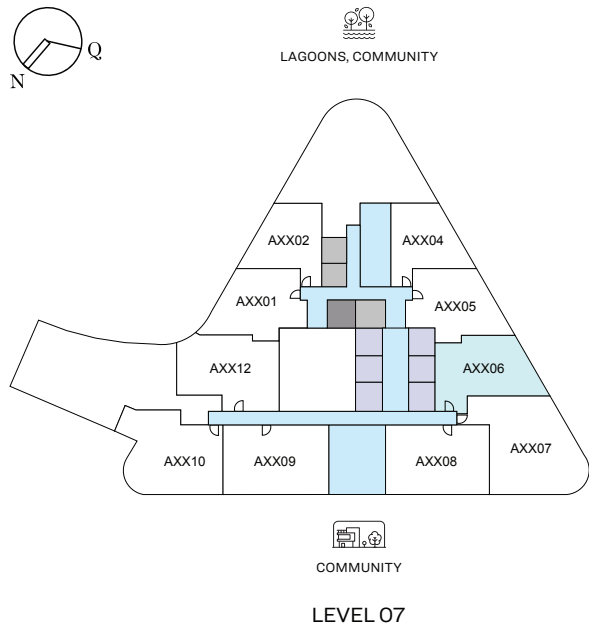
A605

Disclaimer: 1. All dimensions are in metric, measured to wall. 2. All dimensions & drawings are approximate. 3. Actual area may vary from the stated area. 4. Drawing are not to scale. 5. Layout representation and images are for illustrative purposes only and may not represent the actual size, features, specifications for kitchen fixtures, appliances, fittings, furniture or furnishings and facade. Actual products and details may vary. 6. The developer reserves the right to make revisions/ alterations, at its absolute discretion, without prior intimation or any liability whatsoever.

1 BEDROOM APARTMENT
TYPE C (with powder room + balcony)

TOTAL SALEABLE AREA
SUITE RANGE = 664.03 - 681.57 SQ.FT.
BALCONY RANGE = 127.77 - 129.60 SQ.FT.
TOTAL RANGE = 791.80 - 811.17 SQ.FT.

UNIT



List of unit numbers with this unit plan:

VIEWS

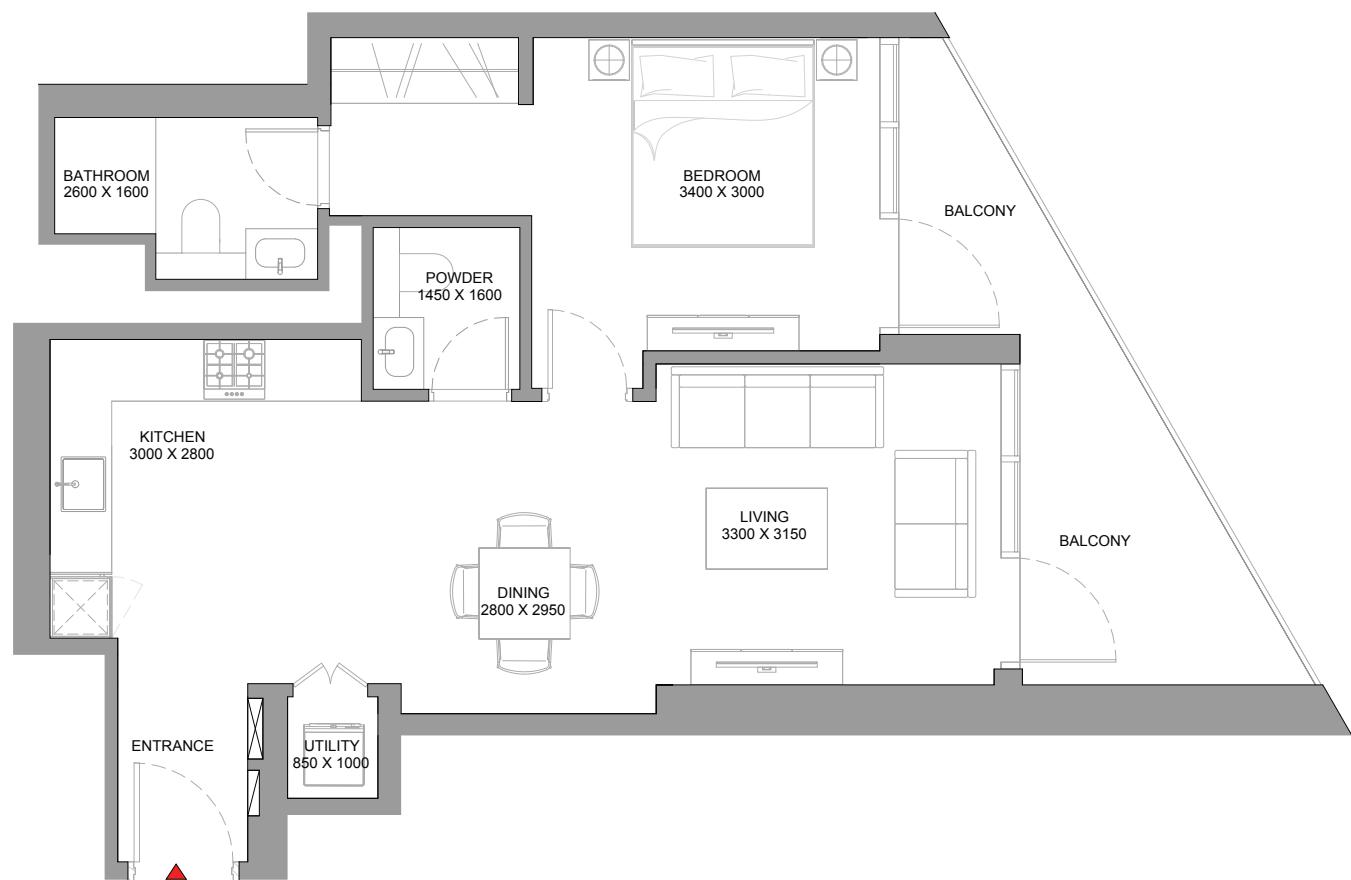
Amenities, Community
A706, A806, A906, A1006

Community
A1106, A1206, A1306, A1406, A1506, A1606, A1706, A1806, A1906, A2006, A2106, A2406, A2506, A2606, A2706, A2806, A2906, A3006, A3106, A3206, A3306, A3406, A3506, A3606, A3706, A3806, A3906, A4006, A4304

Disclaimer: 1. All dimensions are in metric, measured to wall. 2. All dimensions & drawings are approximate. 3. Actual area may vary from the stated area. 4. Drawing are not to scale. 5. Layout representation and images are for illustrative purposes only and may not represent the actual size, features, specifications for kitchen fixtures, appliances, fittings, furniture or furnishings and facade. Actual products and details may vary. 6. The developer reserves the right to make revisions/ alterations, at its absolute discretion, without prior intimation or any liability whatsoever.

1 BEDROOM APARTMENT
TYPE C (with powder room + balcony)

TOTAL SALEABLE AREA
SUITE RANGE = 664.03 - 681.57 SQ.FT.
BALCONY RANGE = 127.77 - 129.60 SQ.FT.
TOTAL RANGE = 791.80 - 811.17 SQ.FT.



List of unit numbers with this unit plan:

VIEWS

Amenities, Community
A706, A806, A906, A1006

Community
A1106, A1206, A1306, A1406, A1506, A1606, A1706, A1806, A1906, A2006, A2106, A2406, A2506, A2606, A2706, A2806, A2906, A3006, A3106, A3206, A3306, A3406, A3506, A3606, A3706, A3806, A3906, A4006, A4304

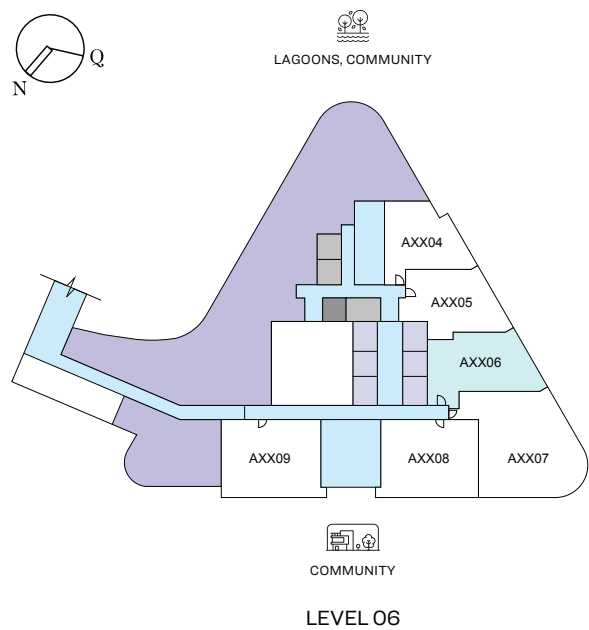
Disclaimer: 1. All dimensions are in metric, measured to wall. 2. All dimensions & drawings are approximate. 3. Actual area may vary from the stated area. 4. Drawing are not to scale. 5. Layout representation and images are for illustrative purposes only and may not represent the actual size, features, specifications for kitchen fixtures, appliances, fittings, furniture or furnishings and facade. Actual products and details may vary. 6. The developer reserves the right to make revisions/ alterations, at its absolute discretion, without prior intimation or any liability whatsoever.



1 BEDROOM APARTMENT
TYPE C (with powder room + yard) VARIANT 01

TOTAL SALEABLE AREA
SUITE = 668.33 SQ.FT.
YARD = 204.94 SQ.FT.
TOTAL = 873.27 SQ.FT.

UNIT



List of unit numbers with this unit plan:

VIEWS

Amenities, Community
A606

Disclaimer: 1. All dimensions are in metric, measured to wall. 2. All dimensions & drawings are approximate. 3. Actual area may vary from the stated area. 4. Drawing are not to scale. 5. Layout representation and images are for illustrative purposes only and may not represent the actual size, features, specifications for kitchen fixtures, appliances, fittings, furniture or furnishings and facade. Actual products and details may vary. 6. The developer reserves the right to make revisions/ alterations, at its absolute discretion, without prior intimation or any liability whatsoever.

1 BEDROOM APARTMENT

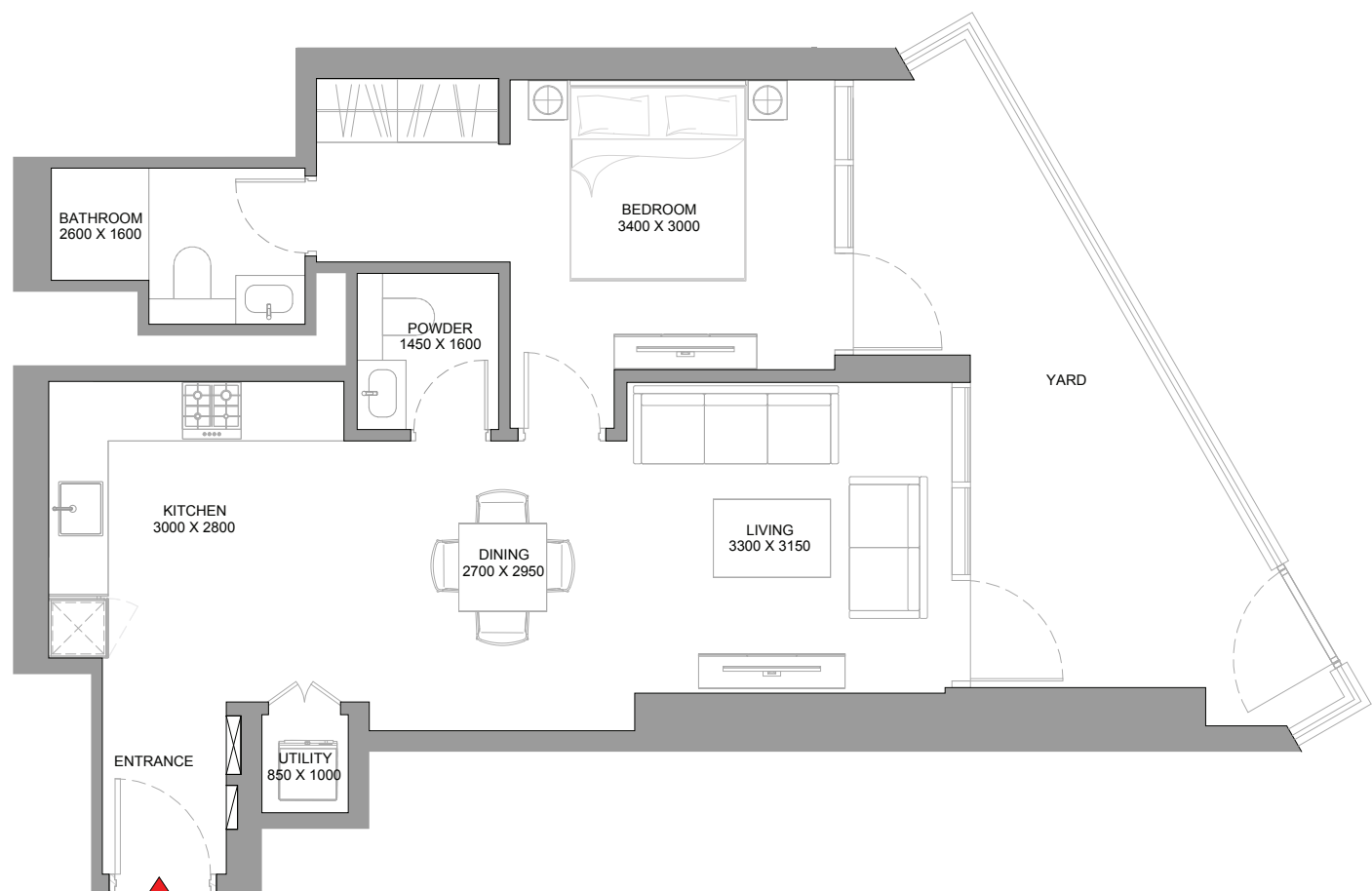
TYPE C (with powder room + yard) VARIANT 01

TOTAL SALEABLE AREA

SUITE = 668.33 SQ.FT.

YARD = 204.94 SQ.FT.

TOTAL = 873.27 SQ.FT.



List of unit numbers with this unit plan:

VIEWS

Amenities, Community

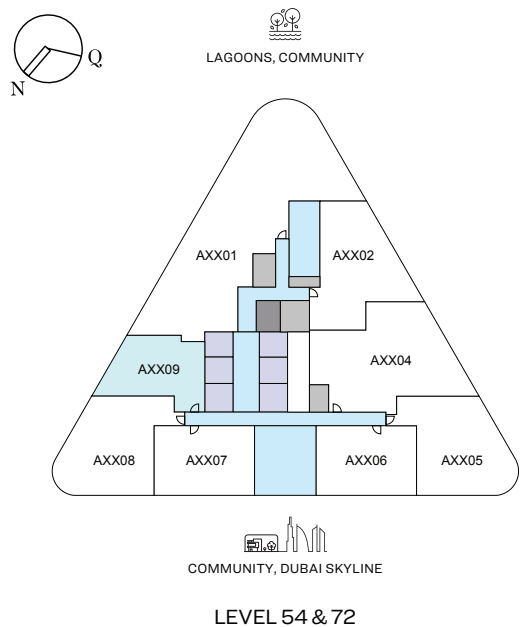
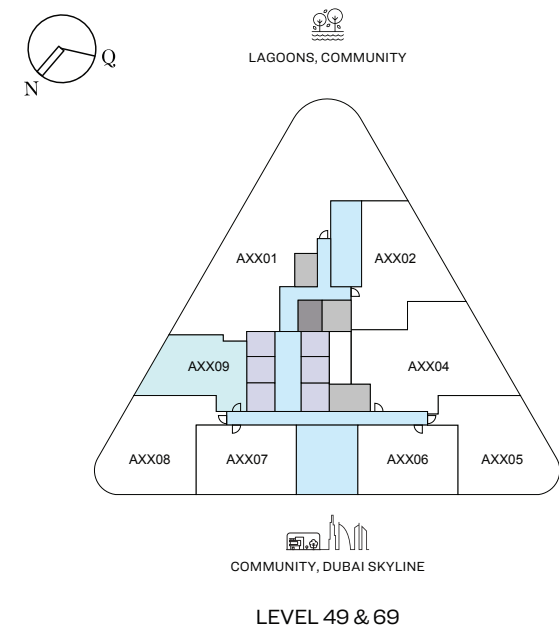
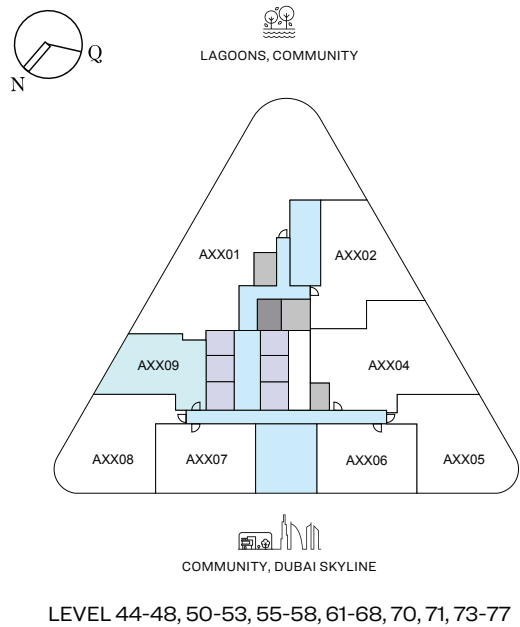
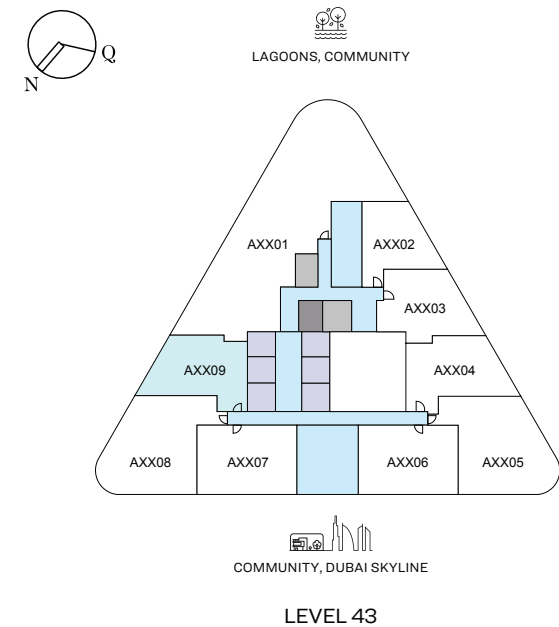
A606

Disclaimer: 1. All dimensions are in metric, measured to wall. 2. All dimensions & drawings are approximate. 3. Actual area may vary from the stated area. 4. Drawing are not to scale. 5. Layout representation and images are for illustrative purposes only and may not represent the actual size, features, specifications for kitchen fixtures, appliances, fittings, furniture or furnishings and facade. Actual products and details may vary. 6. The developer reserves the right to make revisions/ alterations, at its absolute discretion, without prior intimation or any liability whatsoever.

1 BEDROOM APARTMENT
TYPE D (with powder room + balcony)

TOTAL SALEABLE AREA
SUITE = 681.03 SQ.FT.
BALCONY = 131.75 SQ.FT.
TOTAL = 812.78 SQ.FT.

UNIT



List of unit numbers with this unit plan:

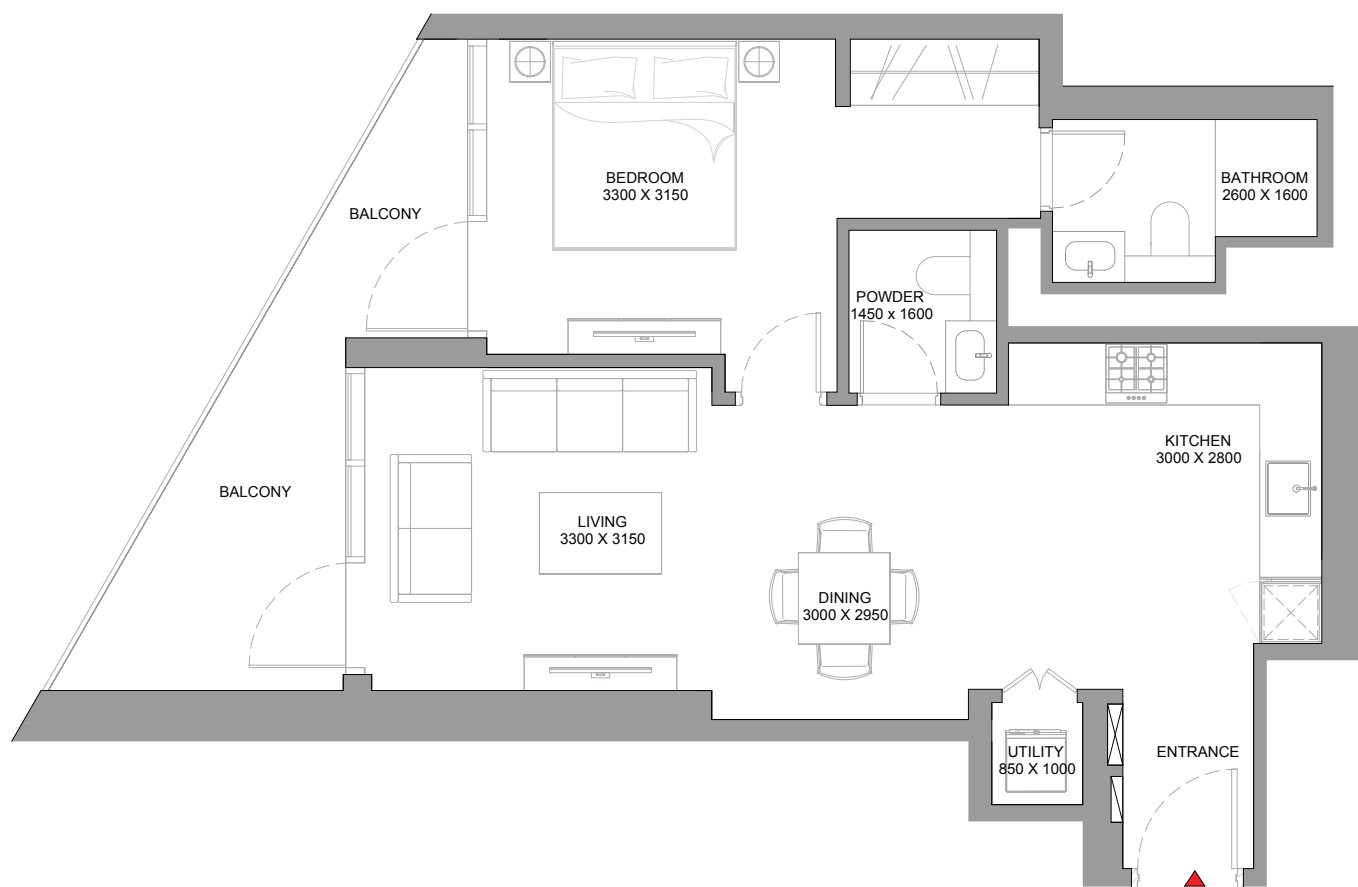
VIEWS

Community, Lagoons
A4309, A4409, A4509, A4609, A4709, A4809, A4909, A5009, A5109, A5209, A5309, A5409, A5509, A5609, A5709, A5809, A6109, A6209, A6309, A6409, A6509, A6609, A6709, A6809, A6909, A7009, A7109, A7209, A7309, A7409, A7509, A7609, A7709

Disclaimer: 1. All dimensions are in metric, measured to wall. 2. All dimensions & drawings are approximate. 3. Actual area may vary from the stated area. 4. Drawing are not to scale. 5. Layout representation and images are for illustrative purposes only and may not represent the actual size, features, specifications for kitchen fixtures, appliances, fittings, furniture or furnishings and facade. Actual products and details may vary. 6. The developer reserves the right to make revisions/ alterations, at its absolute discretion, without prior intimation or any liability whatsoever.

1 BEDROOM APARTMENT
TYPE D (with powder room + balcony)

TOTAL SALEABLE AREA
SUITE = 681.03 SQ.FT.
BALCONY = 131.75 SQ.FT.
TOTAL = 812.78 SQ.FT.



List of unit numbers with this unit plan:

VIEWS

Community, Lagoons
A4309, A4409, A4509, A4609, A4709, A4809, A4909, A5009, A5109, A5209, A5309, A5409, A5509, A5609, A5709, A5809, A6109, A6209, A6309, A6409, A6509, A6609, A6709, A6809, A6909, A7009, A7109, A7209, A7309, A7409, A7509, A7609, A7709

Disclaimer: 1. All dimensions are in metric, measured to wall finishes. 2. All materials, dimensions & drawings are approximate. 3. Information is subject to change without notice, at developer's absolute discretion. 4. Actual area may vary from the stated area. 5. Drawing are not to scale. 6. All images used are for illustrative purpose only and do not represent the actual size, features, specifications, fittings and furnishings. 7. The developer reserves the right to make revisions/ alterations, at its absolute discretion, without any liability whatsoever.

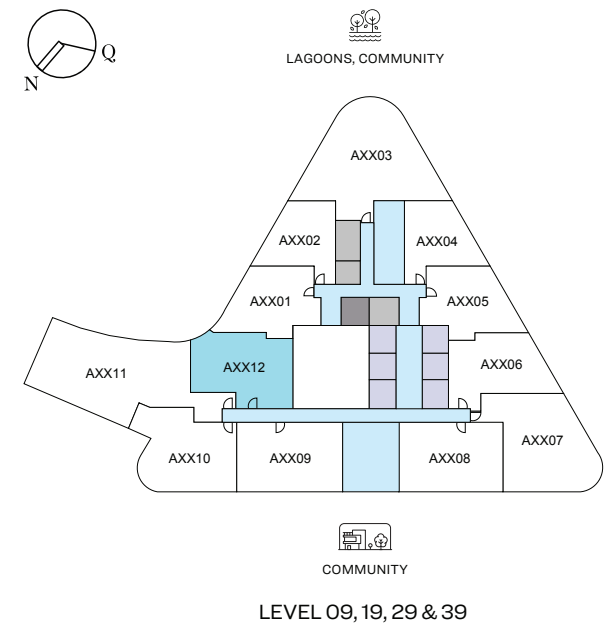
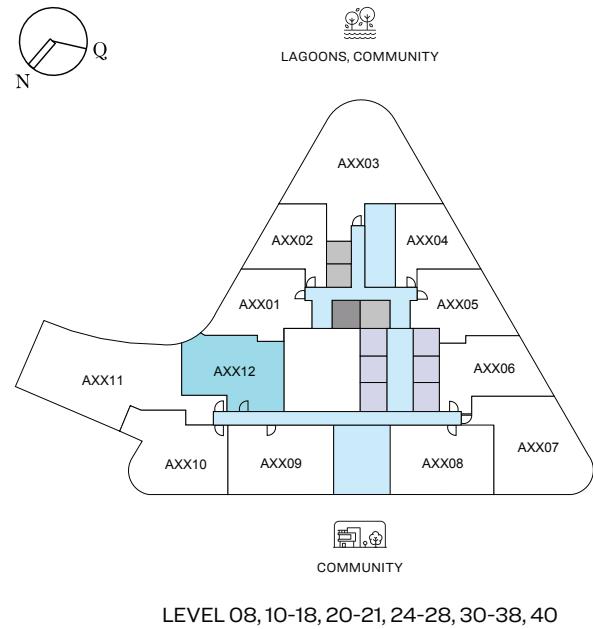
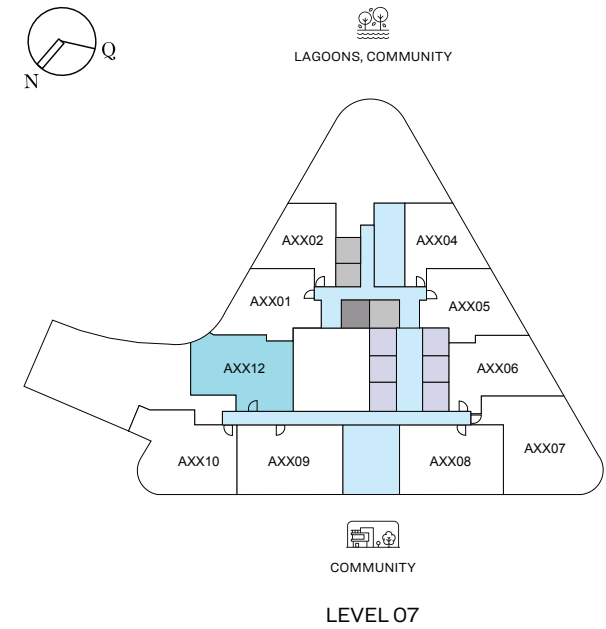
1.5 BEDROOM APARTMENT

TYPE A (with store room + balcony)

TOTAL SALEABLE AREA

SUITE = 781.14 SQ.FT.
BALCONY RANGE = 95.26 - 95.91 SQ.FT.
TOTAL RANGE = 876.40 - 877.05 SQ.FT.

UNIT



List of unit numbers with this unit plan:

VIEWS

Amenities, Community, Lagoons
A712, A812, A912, A1012

Community, Lagoons
A1112, A1212, A1312, A1412, A1512, A1612, A1712, A1812, A1912, A2012, A2112, A2412, A2512, A2612, A2712, A2812, A2912, A3012, A3112, A3212, A3312, A3412, A3512, A3612, A3712, A3812, A3912, A4012

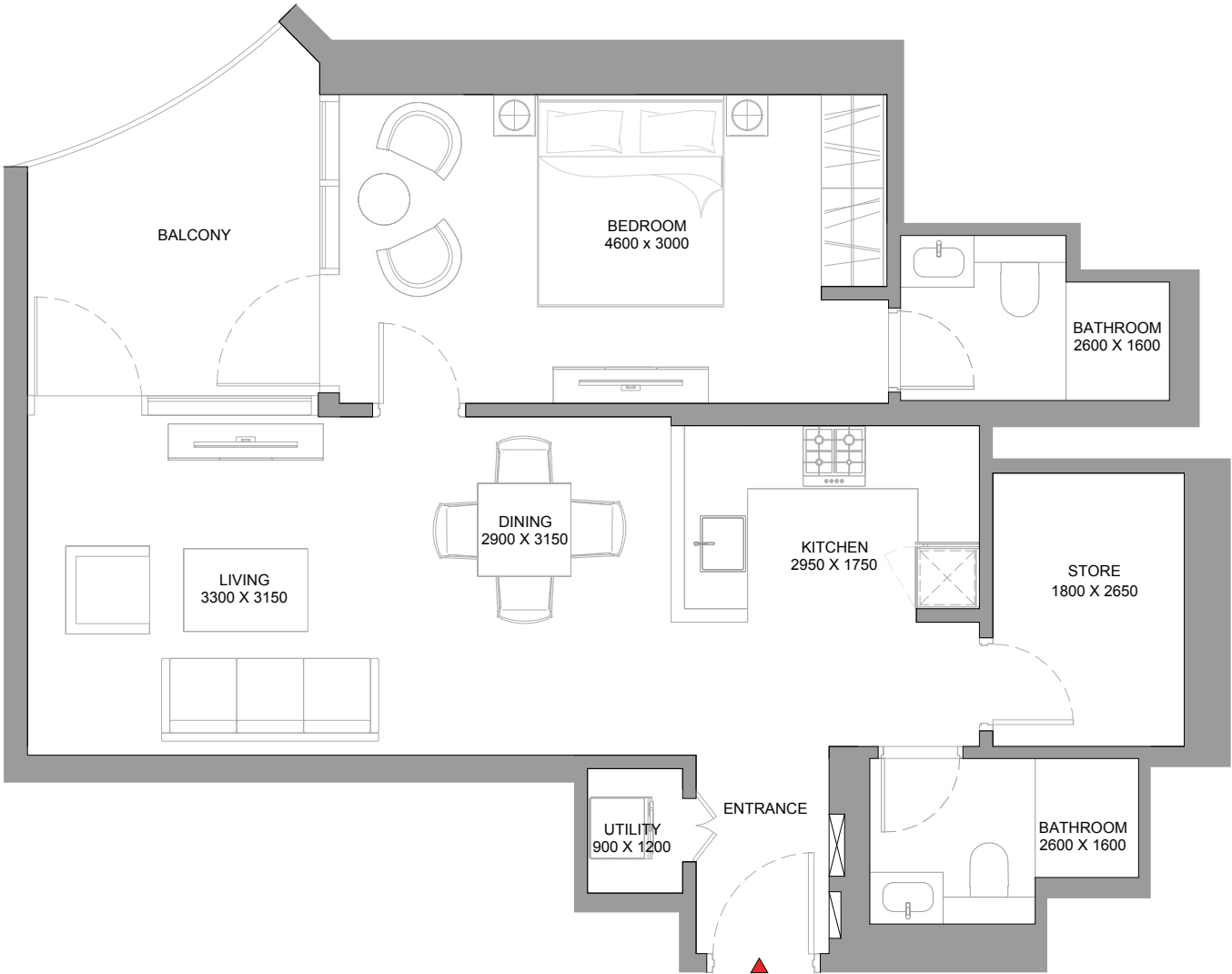
Disclaimer: 1. All dimensions are in metric, measured to wall. 2. All dimensions & drawings are approximate. 3. Actual area may vary from the stated area. 4. Drawing are not to scale. 5. Layout representation and images are for illustrative purposes only and may not represent the actual size, features, specifications for kitchen fixtures, appliances, fittings, furniture or furnishings and facade. Actual products and details may vary. 6. The developer reserves the right to make revisions/ alterations, at its absolute discretion, without prior intimation or any liability whatsoever.

1.5 BEDROOM APARTMENT

TYPE A (with store room + balcony)

TOTAL SALEABLE AREA

SUITE = 781.14 SQ.FT.
BALCONY RANGE = 95.26 - 95.91 SQ.FT.
TOTAL RANGE = 876.40 - 877.05 SQ.FT.



List of unit numbers with this unit plan:

VIEWS

Amenities, Community, Lagoons
A712, A812, A912, A1012

Community, Lagoons
A1112, A1212, A1312, A1412, A1512, A1612, A1712, A1812, A1912, A2012, A2112, A2412, A2512, A2612, A2712, A2812, A2912, A3012, A3112, A3212, A3312, A3412, A3512, A3612, A3712, A3812, A3912, A4012

Disclaimer: 1. All dimensions are in metric, measured to wall finishes. 2. All materials, dimensions & drawings are approximate. 3. Information is subject to change without notice, at developer's absolute discretion. 4. Actual area may vary from the stated area. 5. Drawing are not to scale. 6. All images used are for illustrative purpose only and do not represent the actual size, features, specifications, fittings and furnishings. 7. The developer reserves the right to make revisions/ alterations, at its absolute discretion, without any liability whatsoever.



2 BEDROOM APARTMENT

TYPE A (with balcony)

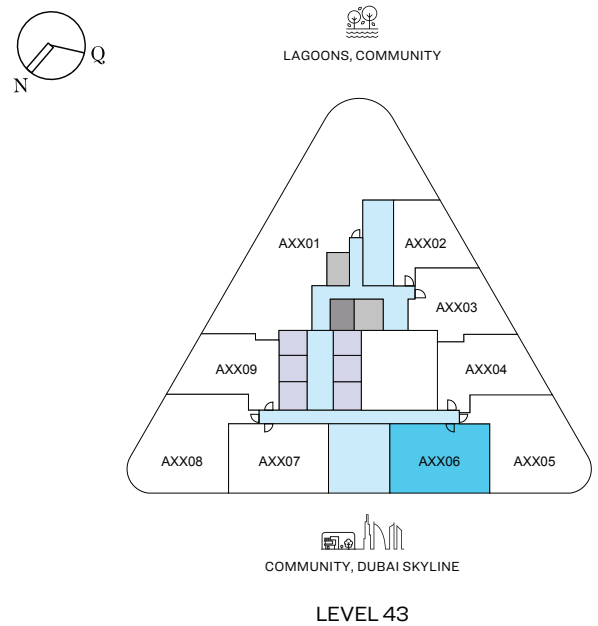
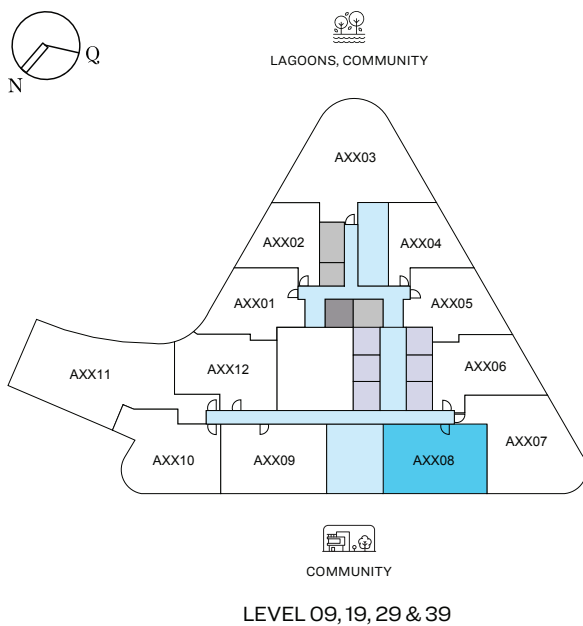
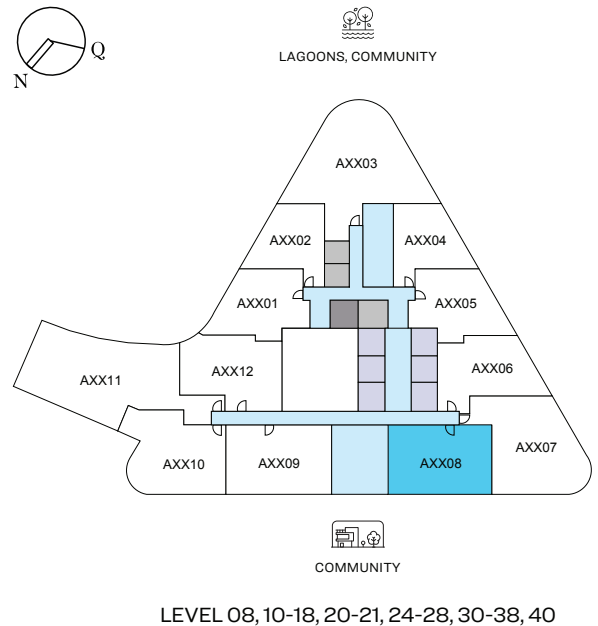
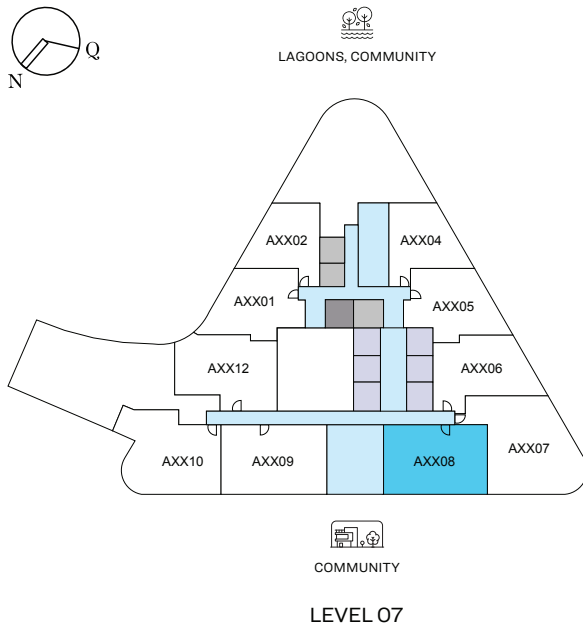
TOTAL SALEABLE AREA

SUITE RANGE = 838.94 - 844.86 SQ.FT.

BALCONY = 62.32 SQ.FT.

TOTAL RANGE = 901.26 - 907.18 SQ.FT.

UNIT



List of unit numbers with this unit plan:

VIEWS

Amenities, Community

A708, A808, A908, A1008

Community

A1108, A1208, A1308, A1408, A1508, A1608, A1708, A1808, A1908, A2008, A2108, A2408, A2508, A2608, A2708, A2808, A2908, A3008, A3108, A3208, A3308, A3408, A3508

Community, Dubai Skyline, Ras-Al-Khor

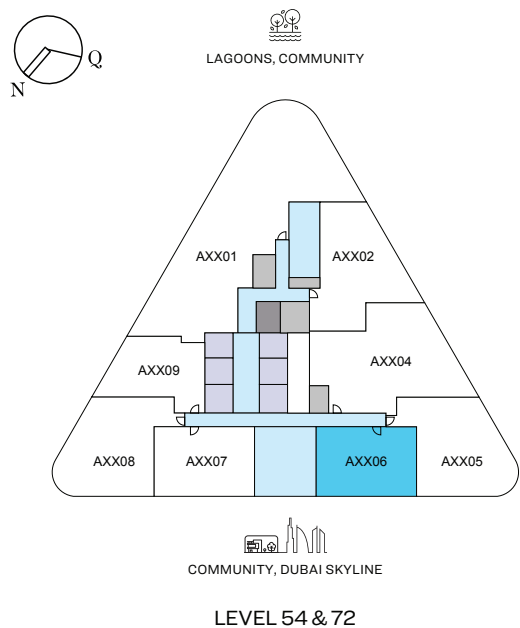
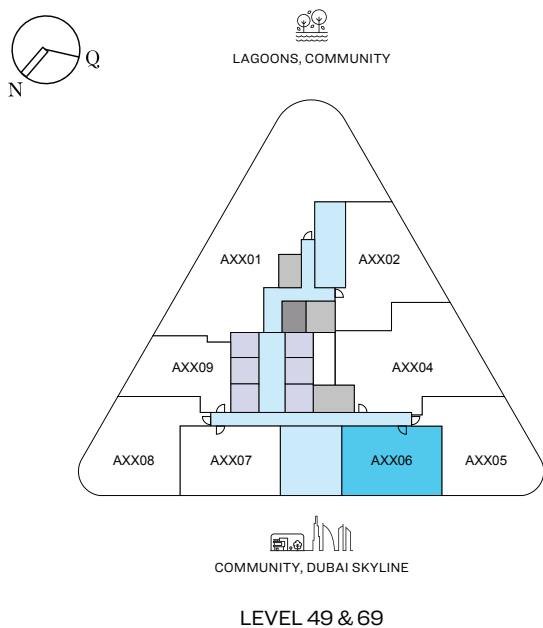
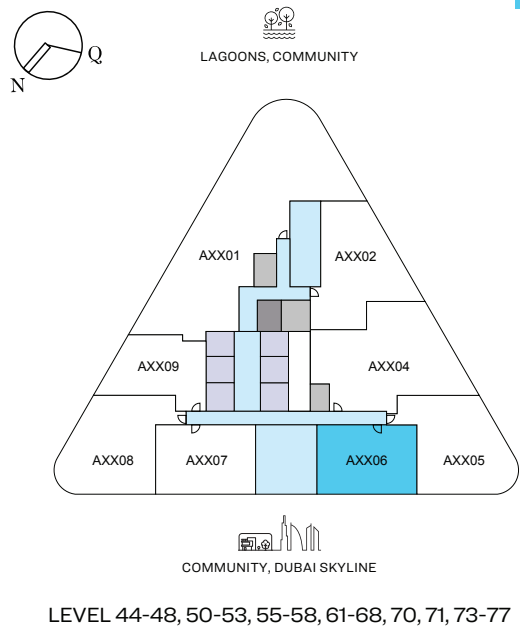
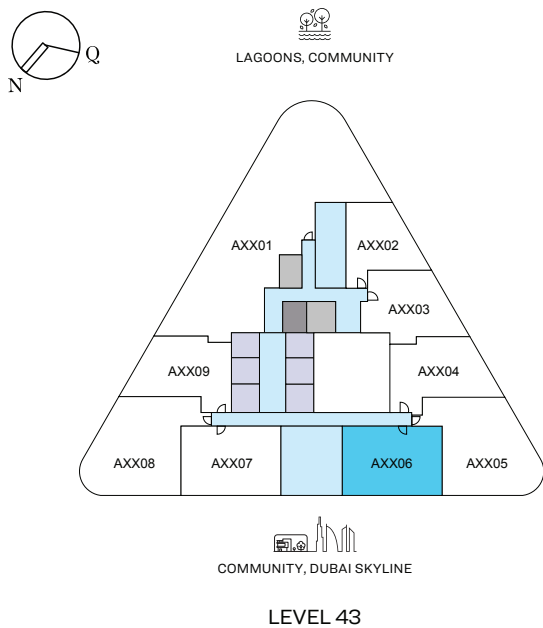
A3608, A3708, A3808, A3908, A4008, A4306, A4406, A4506, A4606, A4706, A4806, A4906, A5006, A5106, A5206, A5306, A5406, A5506, A5606, A5706, A5806, A6106, A6206, A6306, A6406, A6506, A6606, A6706, A6806, A6906, A7006, A7106, A7206, A7306, A7406, A7506, A7606, A7706

Disclaimer: 1. All dimensions are in metric, measured to wall. 2. All dimensions & drawings are approximate. 3. Actual area may vary from the stated area. 4. Drawing are not to scale. 5. Layout representation and images are for illustrative purposes only and may not represent the actual size, features, specifications for kitchen fixtures, appliances, fittings, furniture or furnishings and facade. Actual products and details may vary. 6. The developer reserves the right to make revisions/ alterations, at its absolute discretion, without prior intimation or any liability whatsoever.

2 BEDROOM APARTMENT
TYPE A (with balcony)

TOTAL SALEABLE AREA
SUITE RANGE = 838.94 - 844.86 SQ.FT.
BALCONY = 62.32 SQ.FT.
TOTAL RANGE = 901.26 - 907.18 SQ.FT.

UNIT



List of unit numbers with this unit plan:

VIEWS

Amenities, Community
A708, A808, A908, A1008

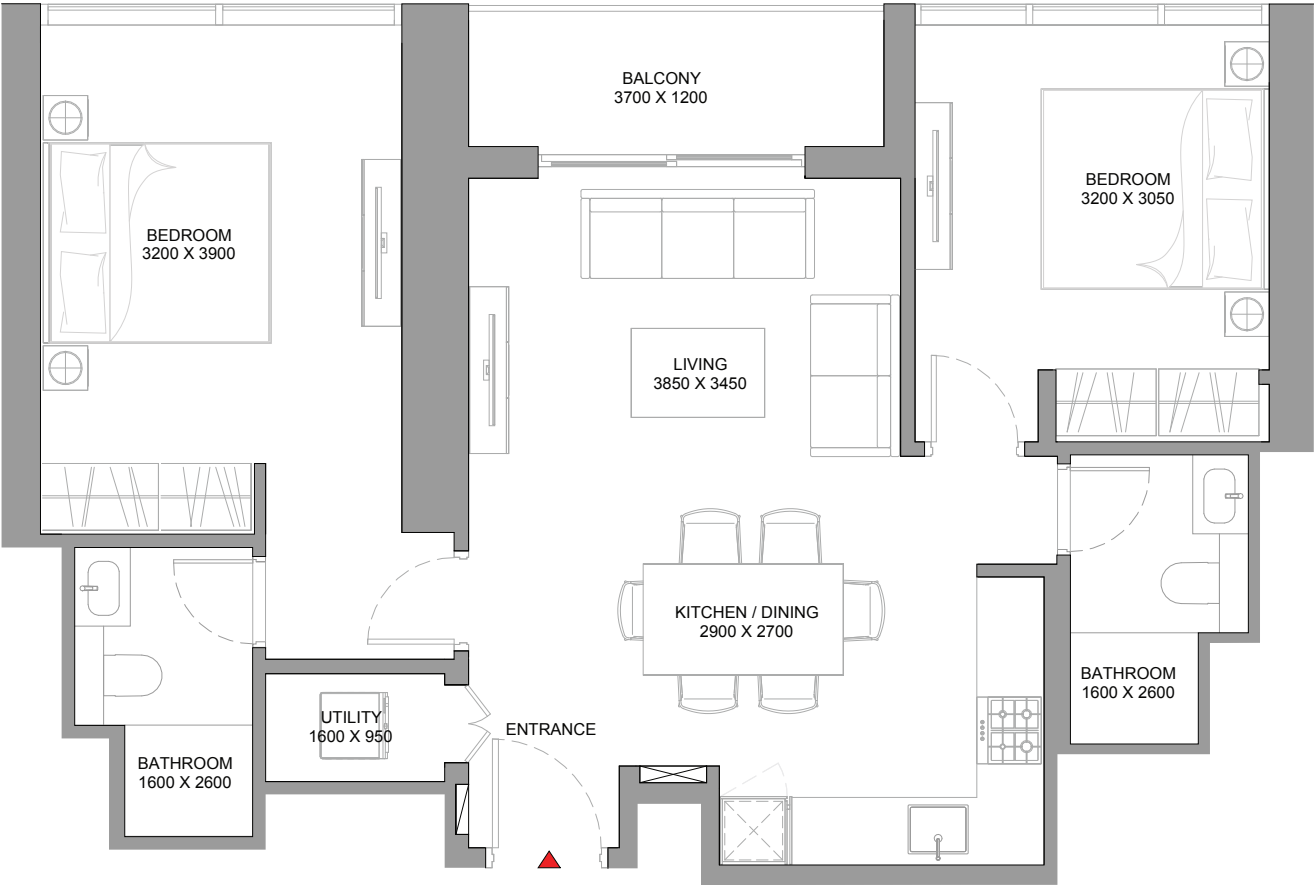
Community
A1108, A1208, A1308, A1408, A1508, A1608, A1708, A1808, A1908, A2008, A2108, A2408, A2508, A2608, A2708, A2808, A2908, A3008, A3108, A3208, A3308, A3408, A3508

Community, Dubai Skyline, Ras-Al-Khor
A3608, A3708, A3808, A3908, A4008, A4306, A4406, A4506, A4606, A4706, A4806, A4906, A5006, A5106, A5206, A5306, A5406, A5506, A5606, A5706, A5806, A6106, A6206, A6306, A6406, A6506, A6606, A6706, A6806, A6906, A7006, A7106, A7206, A7306, A7406, A7506, A7606, A7706

Disclaimer: 1. All dimensions are in metric, measured to wall. 2. All dimensions & drawings are approximate. 3. Actual area may vary from the stated area. 4. Drawing are not to scale. 5. Layout representation and images are for illustrative purposes only and may not represent the actual size, features, specifications for kitchen fixtures, appliances, fittings, furniture or furnishings and facade. Actual products and details may vary. 6. The developer reserves the right to make revisions/ alterations, at its absolute discretion, without prior intimation or any liability whatsoever.

2 BEDROOM APARTMENT
TYPE A (with balcony)

TOTAL SALEABLE AREA
SUITE RANGE = 838.94 - 844.86 SQ.FT.
BALCONY = 62.32 SQ.FT.
TOTAL RANGE = 901.26 - 907.18 SQ.FT.



List of unit numbers with this unit plan:

VIEWS

Amenities, Community
A708, A808, A908, A1008

Community
A1108, A1208, A1308, A1408, A1508, A1608, A1708, A1808, A1908, A2008, A2108, A2408, A2508, A2608, A2708, A2808, A2908, A3008, A3108, A3208, A3308, A3408, A3508

Community, Dubai Skyline, Ras-Al-Khor
A3608, A3708, A3808, A3908, A4008, A4306, A4406, A4506, A4606, A4706, A4806, A4906, A5006, A5106, A5206, A5306, A5406, A5506, A5606, A5706, A5806, A6106, A6206, A6306, A6406, A6506, A6606, A6706, A6806, A6906, A7006, A7106, A7206, A7306, A7406, A7506, A7606, A7706



Disclaimer: 1. All dimensions are in metric, measured to wall finishes. 2. All materials, dimensions & drawings are approximate. 3. Information is subject to change without notice, at developer's absolute discretion. 4. Actual area may vary from the stated area. 5. Drawing are not to scale. 6. All images used are for illustrative purpose only and do not represent the actual size, features, specifications, fittings and furnishings. 7. The developer reserves the right to make revisions/ alterations, at its absolute discretion, without any liability whatsoever.

2 BEDROOM APARTMENT

TYPE A (with balcony) VARIANT 01

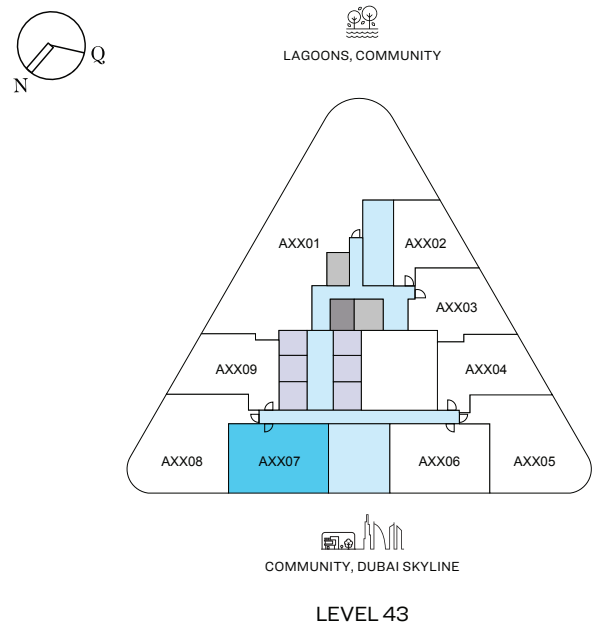
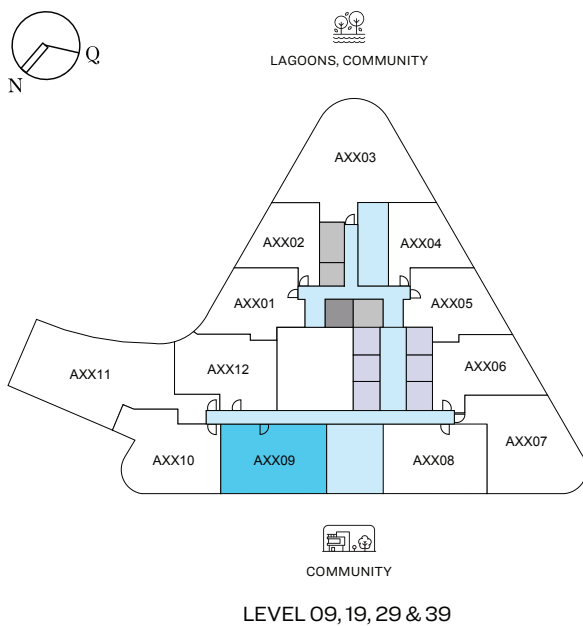
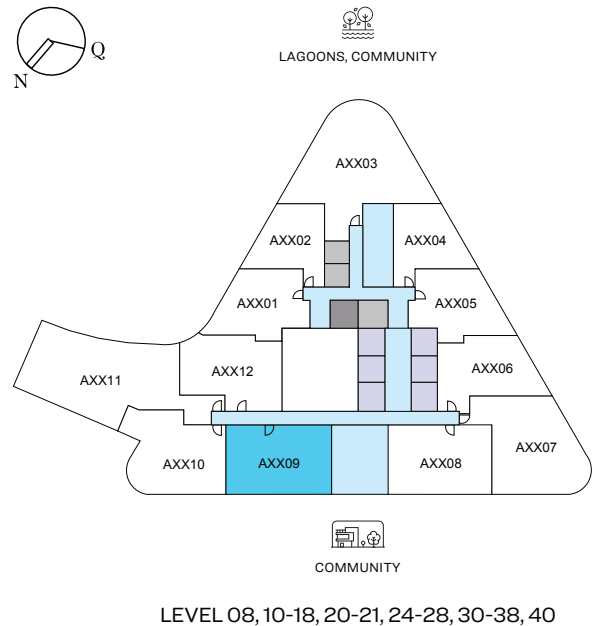
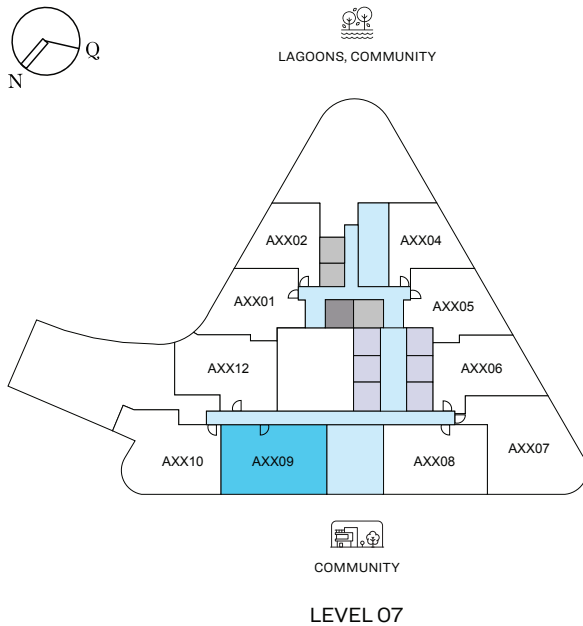
TOTAL SALEABLE AREA

SUITE RANGE = 839.37 - 844.86 SQ.FT.

BALCONY = 62.32 SQ.FT.

TOTAL RANGE = 901.69 - 907.18 SQ.FT.

UNIT



List of unit numbers with this unit plan:

VIEWS

Amenities, Community

A709, A809, A909, A1009

Community

A1109, A1209, A1309, A1409, A1509, A1609, A1709, A1809, A1909, A2009, A2109, A2409, A2509, A2609, A2709, A2809, A2909, A3009, A3109, A3209, A3309, A3409, A3509

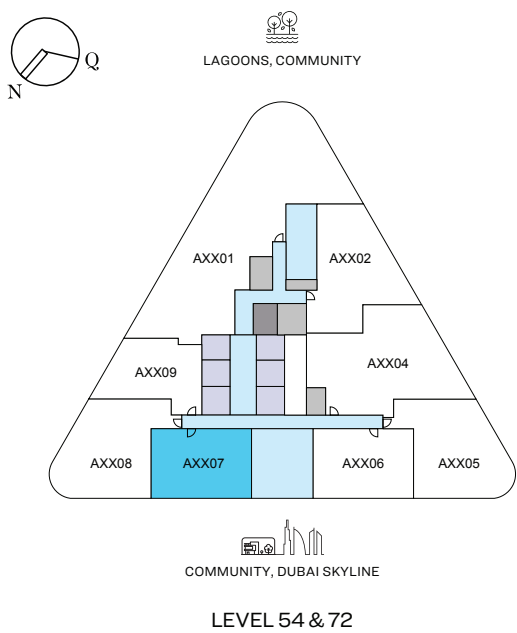
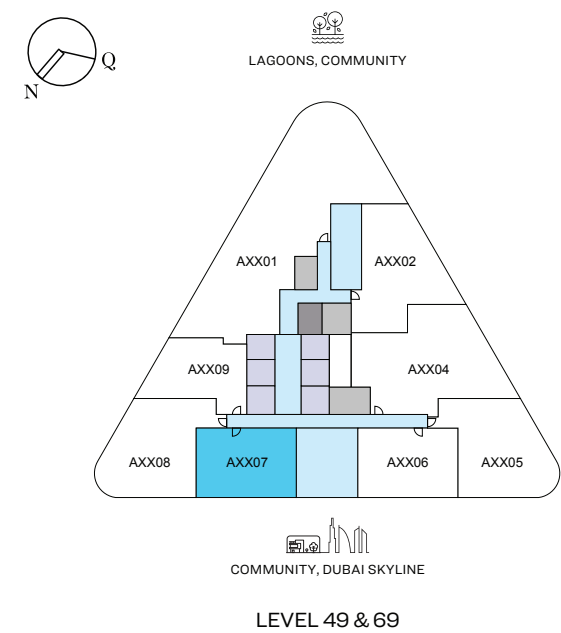
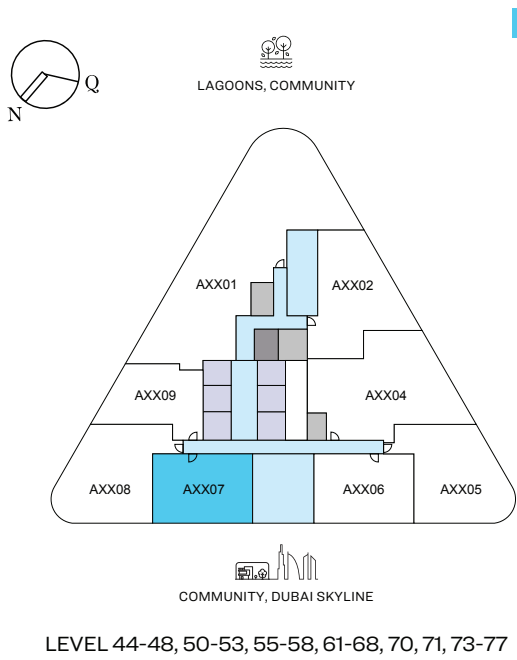
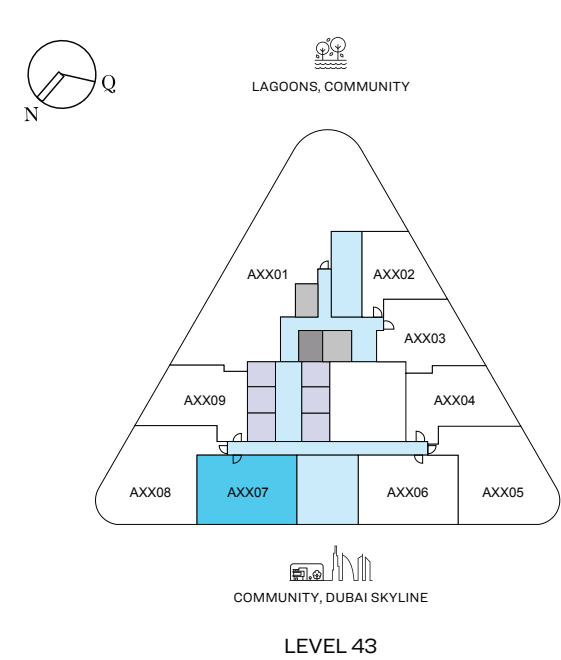
Community, Dubai Skyline, Ras-Al-Khor

A3609, A3709, A3809, A3909, A4009, A4307, A4407, A4507, A4607, A4707, A4807, A4907, A5007, A5107, A5207, A5307, A5407, A5507, A5607, A5707, A5807, A6107, A6207, A6307, A6407, A6507, A6607, A6707, A6807, A6907, A7007, A7107, A7207, A7307, A7407, A7507, A7607, A7707

Disclaimer: 1. All dimensions are in metric, measured to wall. 2. All dimensions & drawings are approximate. 3. Actual area may vary from the stated area. 4. Drawing are not to scale. 5. Layout representation and images are for illustrative purposes only and may not represent the actual size, features, specifications for kitchen fixtures, appliances, fittings, furniture or furnishings and facade. Actual products and details may vary. 6. The developer reserves the right to make revisions/ alterations, at its absolute discretion, without prior intimation or any liability whatsoever.

2 BEDROOM APARTMENT
TYPE A (with balcony) VARIANT O1

TOTAL SALEABLE AREA
SUITE RANGE = 839.37 - 844.86 SQ.FT.
BALCONY = 62.32 SQ.FT.
TOTAL RANGE = 901.69 - 907.18 SQ.FT.



List of unit numbers with this unit plan:

VIEWS

Amenities, Community
A709, A809, A909, A1009

Community
A1109, A1209, A1309, A1409, A1509, A1609, A1709, A1809, A1909, A2009, A2109, A2409, A2509, A2609, A2709, A2809, A2909, A3009, A3109, A3209, A3309, A3409, A3509

Community, Dubai Skyline, Ras-Al-Khor
A3609, A3709, A3809, A3909, A4009, A4307, A4407, A4507, A4607, A4707, A4807, A4907, A5007, A5107, A5207, A5307, A5407, A5507, A5607, A5707, A5807, A6107, A6207, A6307, A6407, A6507, A6607, A6707, A6807, A6907, A7007, A7107, A7207, A7307, A7407, A7507, A7607, A7707

Disclaimer: 1. All dimensions are in metric, measured to wall. 2. All dimensions & drawings are approximate. 3. Actual area may vary from the stated area. 4. Drawing are not to scale. 5. Layout representation and images are for illustrative purposes only and may not represent the actual size, features, specifications for kitchen fixtures, appliances, fittings, furniture or furnishings and facade. Actual products and details may vary. 6. The developer reserves the right to make revisions/ alterations, at its absolute discretion, without prior intimation or any liability whatsoever.

2 BEDROOM APARTMENT

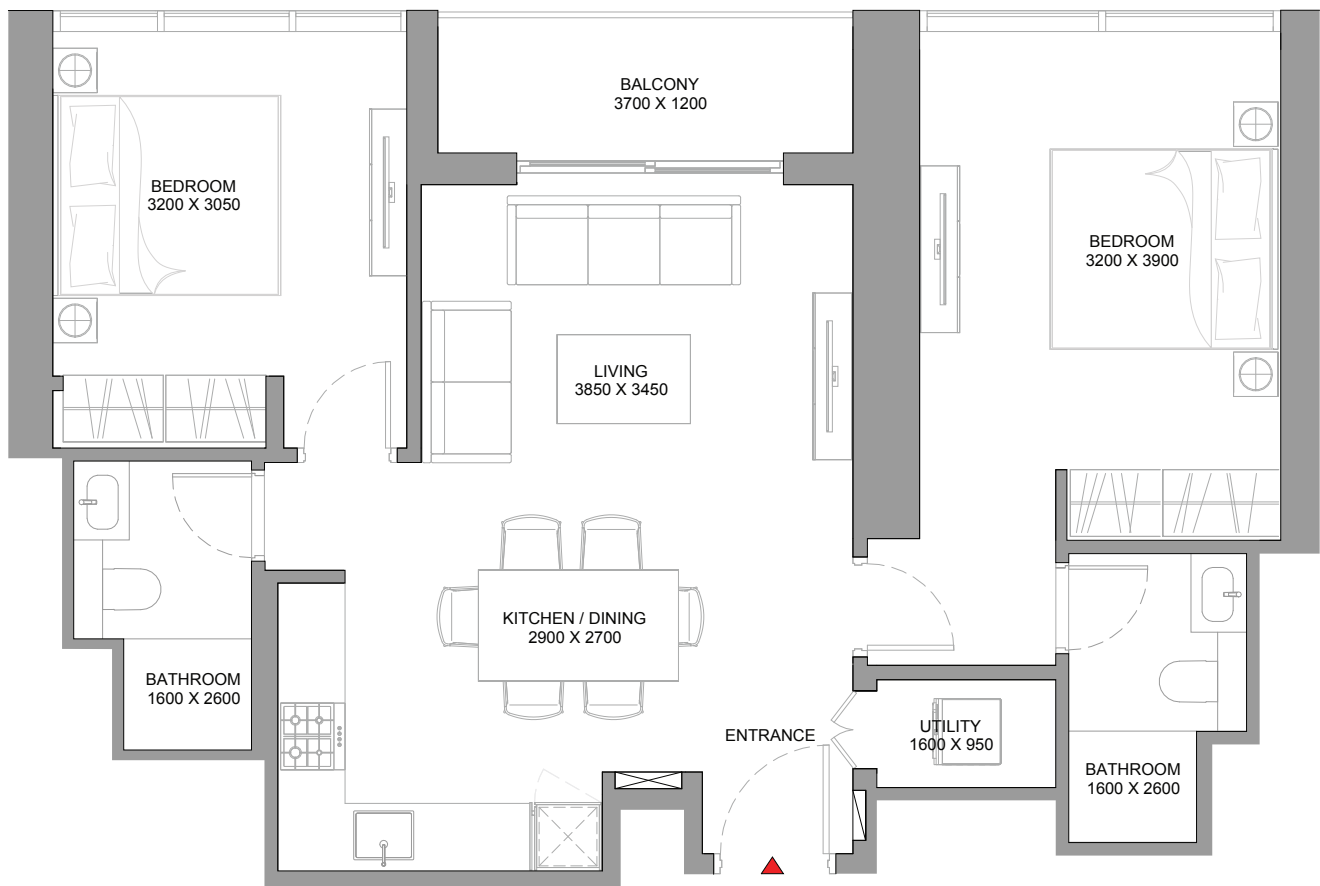
TYPE A (with balcony) VARIANT 01

TOTAL SALEABLE AREA

SUITE RANGE = 839.37 - 844.86 SQ.FT.

BALCONY = 62.32 SQ.FT.

TOTAL RANGE = 901.69 - 907.18 SQ.FT.



List of unit numbers with this unit plan:

VIEWS

Amenities, Community

A709, A809, A909, A1009

Community

A1109, A1209, A1309, A1409, A1509, A1609, A1709, A1809, A1909, A2009, A2109, A2409, A2509, A2609, A2709, A2809, A2909, A3009, A3109, A3209, A3309, A3409, A3509

Community, Dubai Skyline, Ras-Al-Khor

A3609, A3709, A3809, A3909, A4009, A4307, A4407, A4507, A4607, A4707, A4807, A4907, A5007, A5107, A5207, A5307, A5407, A5507, A5607, A5707, A5807, A6107, A6207, A6307, A6407, A6507, A6607, A6707, A6807, A6907, A7007, A7107, A7207, A7307, A7407, A7507, A7607, A7707

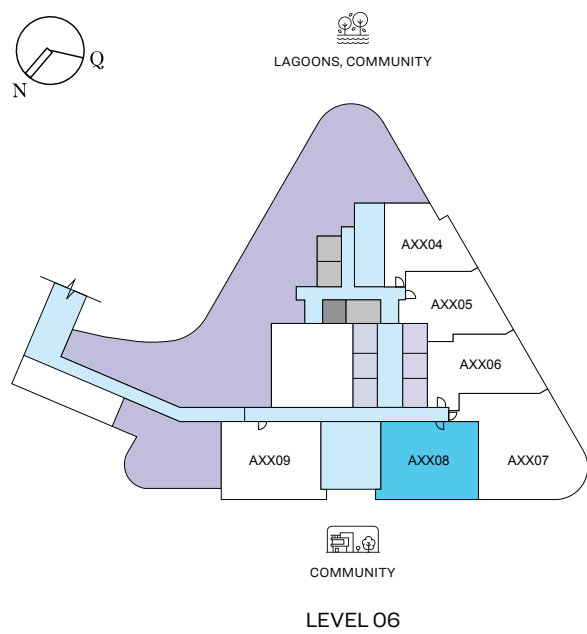


Disclaimer: 1. All dimensions are in metric, measured to wall finishes. 2. All materials, dimensions & drawings are approximate. 3. Information is subject to change without notice, at developer's absolute discretion. 4. Actual area may vary from the stated area. 5. Drawing are not to scale. 6. All images used are for illustrative purpose only and do not represent the actual size, features, specifications, fittings and furnishings. 7. The developer reserves the right to make revisions/ alterations, at its absolute discretion, without any liability whatsoever.

2 BEDROOM APARTMENT
TYPE A (with yard) VARIANT 02

TOTAL SALEABLE AREA
SUITE = 839.37 SQ.FT.
YARD = 216.03 SQ.FT.
TOTAL = 1,055.40 SQ.FT.

UNIT



List of unit numbers with this unit plan:

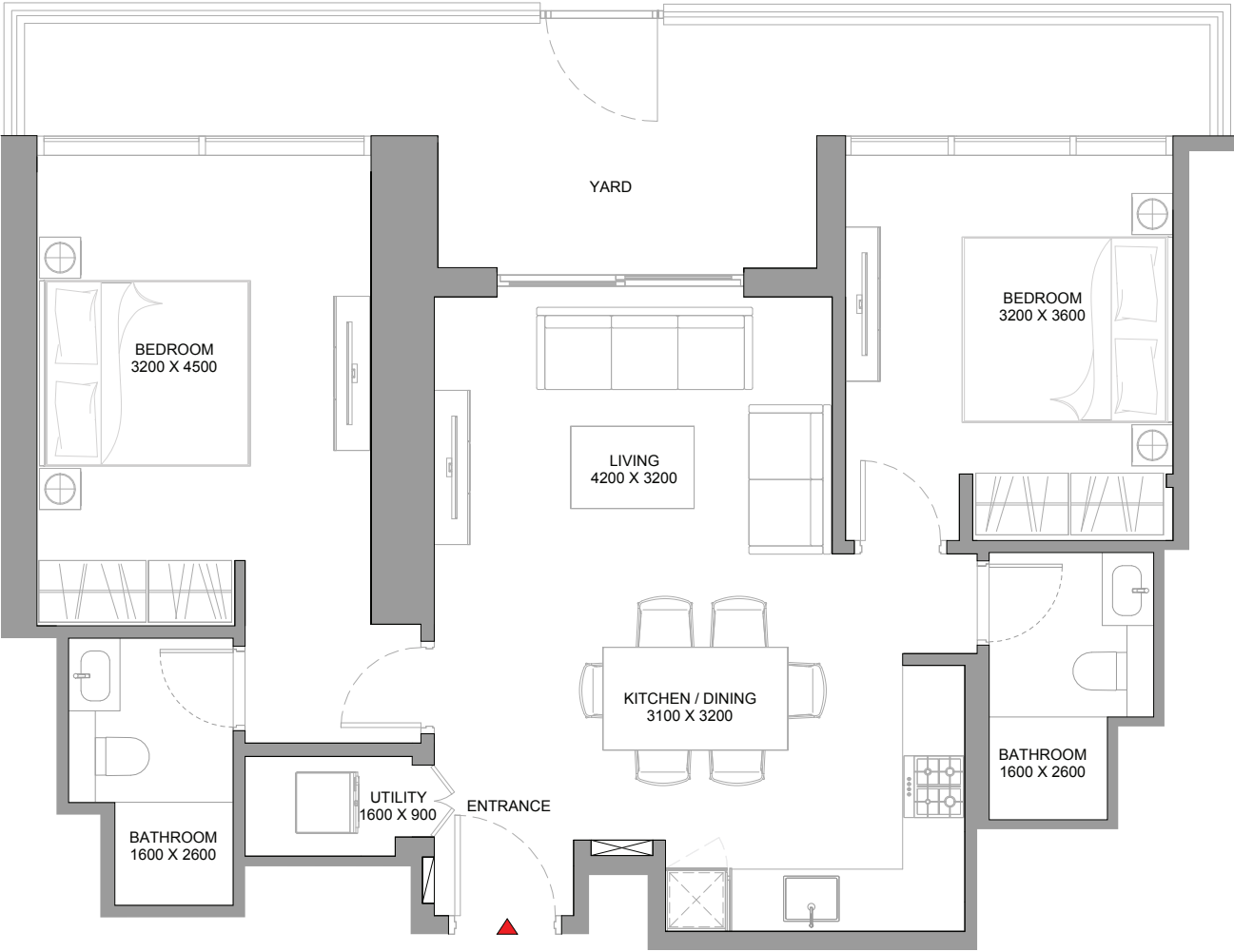
VIEWS

Amenities, Community
A608

Disclaimer: 1. All dimensions are in metric, measured to wall. 2. All dimensions & drawings are approximate. 3. Actual area may vary from the stated area. 4. Drawing are not to scale. 5. Layout representation and images are for illustrative purposes only and may not represent the actual size, features, specifications for kitchen fixtures, appliances, fittings, furniture or furnishings and facade. Actual products and details may vary. 6. The developer reserves the right to make revisions/ alterations, at its absolute discretion, without prior intimation or any liability whatsoever.

2 BEDROOM APARTMENT
TYPE A (with yard) VARIANT 02

TOTAL SALEABLE AREA
SUITE = 839.37 SQ.FT.
YARD = 216.03 SQ.FT.
TOTAL = 1,055.40 SQ.FT.



List of unit numbers with this unit plan:

VIEWS

Amenities, Community
A608

Disclaimer: 1. All dimensions are in metric, measured to wall finishes. 2. All materials, dimensions & drawings are approximate. 3. Information is subject to change without notice, at developer's absolute discretion. 4. Actual area may vary from the stated area. 5. Drawing are not to scale. 6. All images used are for illustrative purpose only and do not represent the actual size, features, specifications, fittings and furnishings. 7. The developer reserves the right to make revisions/ alterations, at its absolute discretion, without any liability whatsoever.

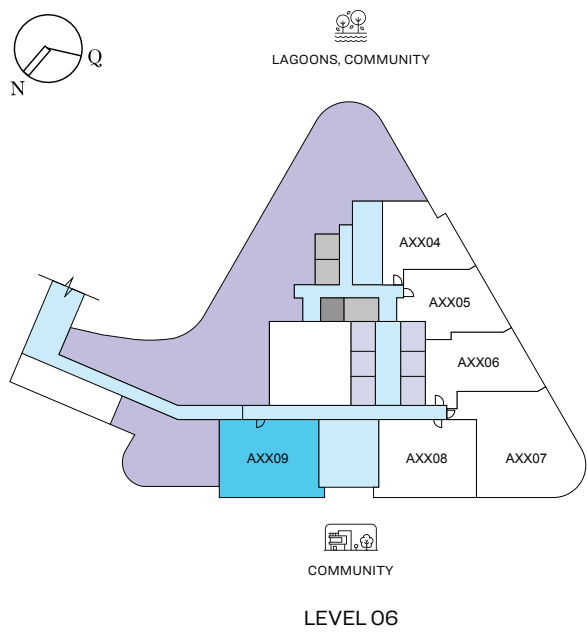
2 BEDROOM APARTMENT

TYPE A (with yard) VARIANT 03

TOTAL SALEABLE AREA

SUITE = 839.80 SQ.FT.
YARD = 219.26 SQ.FT.
TOTAL = 1,059.06 SQ.FT.

UNIT



List of unit numbers with this unit plan:

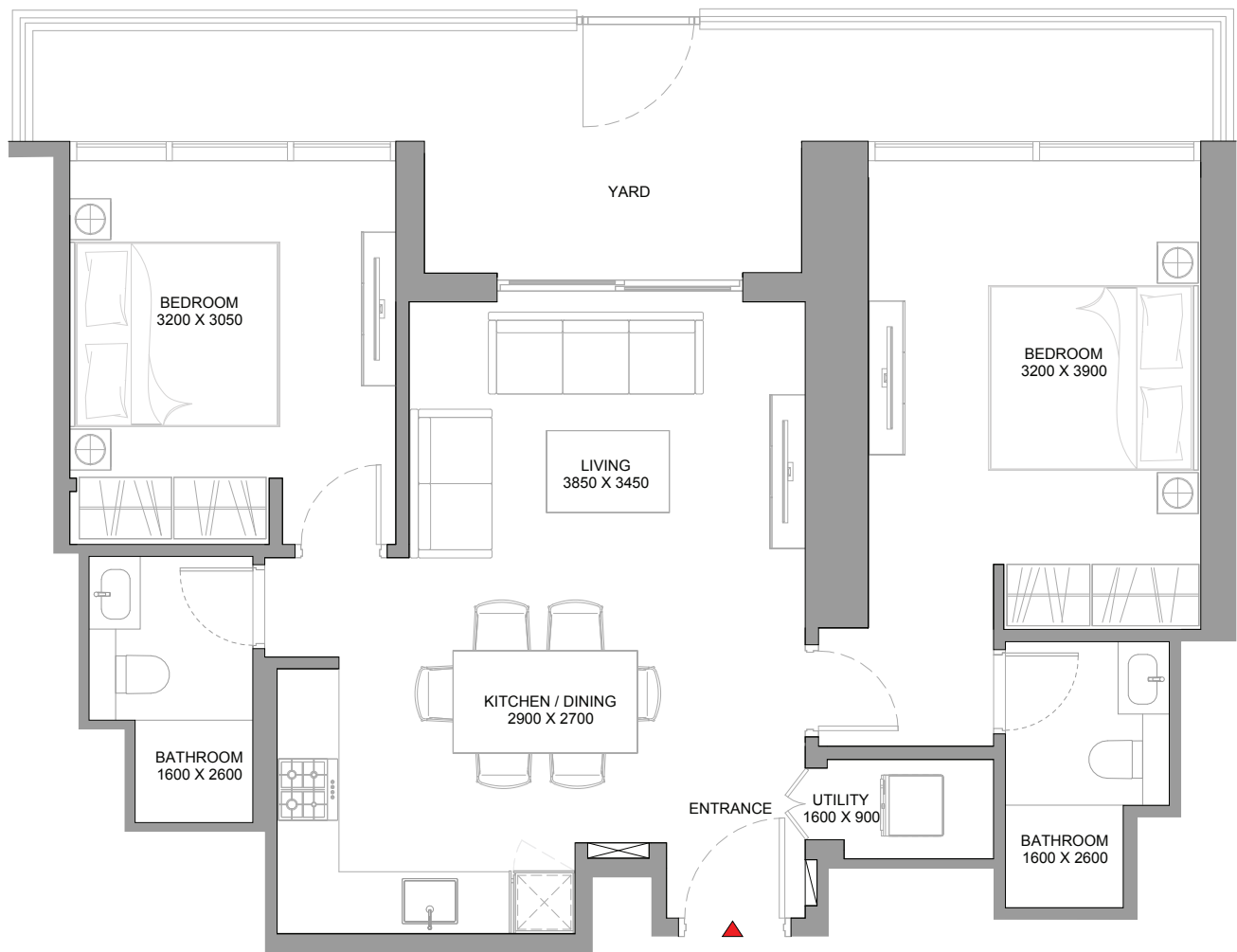
VIEWS

Amenities, Community
A609

Disclaimer: 1. All dimensions are in metric, measured to wall. 2. All dimensions & drawings are approximate. 3. Actual area may vary from the stated area. 4. Drawing are not to scale. 5. Layout representation and images are for illustrative purposes only and may not represent the actual size, features, specifications for kitchen fixtures, appliances, fittings, furniture or furnishings and facade. Actual products and details may vary. 6. The developer reserves the right to make revisions/ alterations, at its absolute discretion, without prior intimation or any liability whatsoever.

2 BEDROOM APARTMENT
TYPE A (with yard) VARIANT 03

TOTAL SALEABLE AREA
SUITE = 839.80 SQ.FT.
YARD = 219.26 SQ.FT.
TOTAL = 1,059.06 SQ.FT.



List of unit numbers with this unit plan:

VIEWS

Amenities, Community
A609

Disclaimer: 1. All dimensions are in metric, measured to wall finishes. 2. All materials, dimensions & drawings are approximate. 3. Information is subject to change without notice, at developer's absolute discretion. 4. Actual area may vary from the stated area. 5. Drawing are not to scale. 6. All images used are for illustrative purpose only and do not represent the actual size, features, specifications, fittings and furnishings. 7. The developer reserves the right to make revisions/ alterations, at its absolute discretion, without any liability whatsoever.

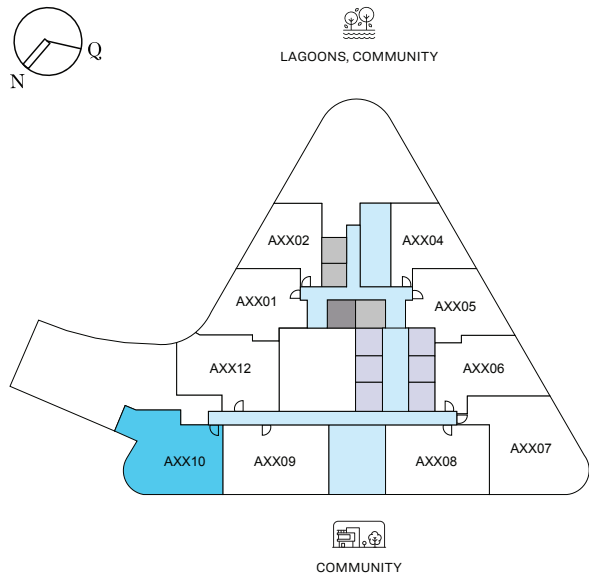
2 BEDROOM APARTMENT

TYPE B (with balcony)

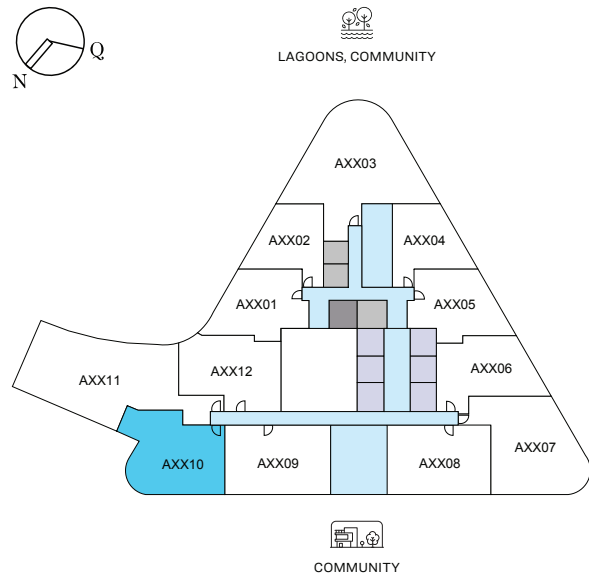
TOTAL SALEABLE AREA

SUITE = 957.02 SQ.FT.
BALCONY = 51.13 SQ.FT.
TOTAL = 1,008.15 SQ.FT.

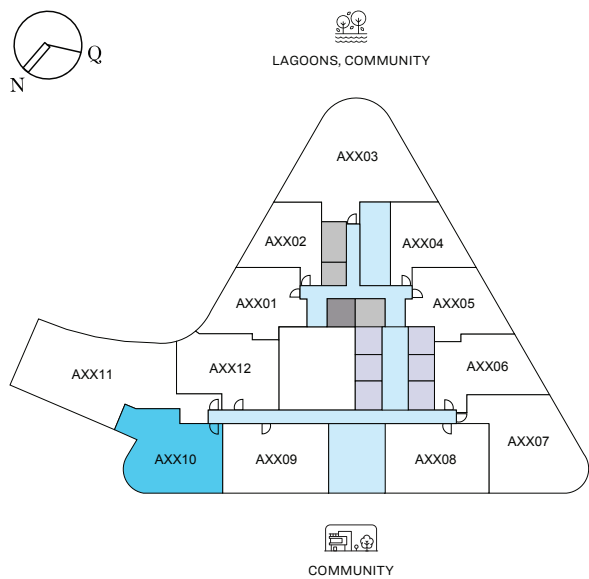
UNIT



LEVEL 07



LEVEL 08, 10-18, 20-21, 24-28, 30-38, 40



LEVEL 09, 19, 29 & 39

List of unit numbers with this unit plan:

VIEWS

Amenities, Community
A710, A810, A910, A1010

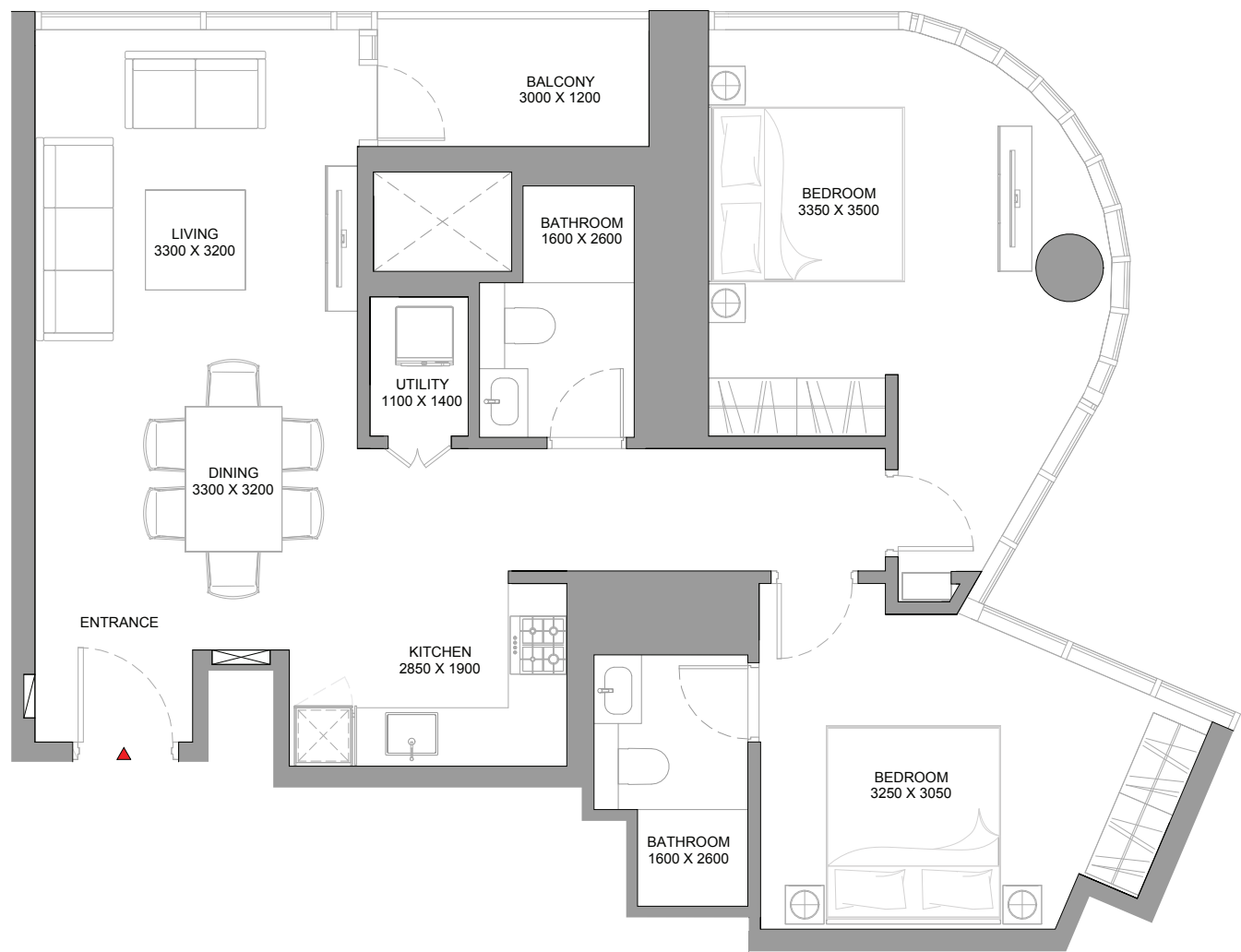
Community
A1110, A1210, A1310, A1410, A1510, A1610, A1710, A1810, A1910, A2010, A2110, A2410, A2510, A2610, A2710, A2810, A2910, A3010, A3110, A3210, A3310, A3410, A3510

Community, Ras-Al-Khor, Creek, Dubai Skyline
A3610, A3710, A3810, A3910, A4010

Disclaimer: 1. All dimensions are in metric, measured to wall. 2. All dimensions & drawings are approximate. 3. Actual area may vary from the stated area. 4. Drawing are not to scale. 5. Layout representation and images are for illustrative purposes only and may not represent the actual size, features, specifications for kitchen fixtures, appliances, fittings, furniture or furnishings and facade. Actual products and details may vary. 6. The developer reserves the right to make revisions/ alterations, at its absolute discretion, without prior intimation or any liability whatsoever.

2 BEDROOM APARTMENT
TYPE B (with balcony)

TOTAL SALEABLE AREA
SUITE = 957.02 SQ.FT.
BALCONY = 51.13 SQ.FT.
TOTAL = 1,008.15 SQ.FT.



List of unit numbers with this unit plan:

VIEWS

Amenities, Community
A710, A810, A910, A1010

Community
A1110, A1210, A1310, A1410, A1510, A1610, A1710, A1810, A1910, A2010, A2110, A2410, A2510, A2610, A2710, A2810, A2910, A3010, A3110, A3210, A3310, A3410, A3510

Community, Ras-Al-Khor, Creek, Dubai Skyline
A3610, A3710, A3810, A3910, A4010



Disclaimer: 1. All dimensions are in metric, measured to wall finishes. 2. All materials, dimensions & drawings are approximate. 3. Information is subject to change without notice, at developer's absolute discretion. 4. Actual area may vary from the stated area. 5. Drawing are not to scale. 6. All images used are for illustrative purpose only and do not represent the actual size, features, specifications, fittings and furnishings. 7. The developer reserves the right to make revisions/ alterations, at its absolute discretion, without any liability whatsoever.

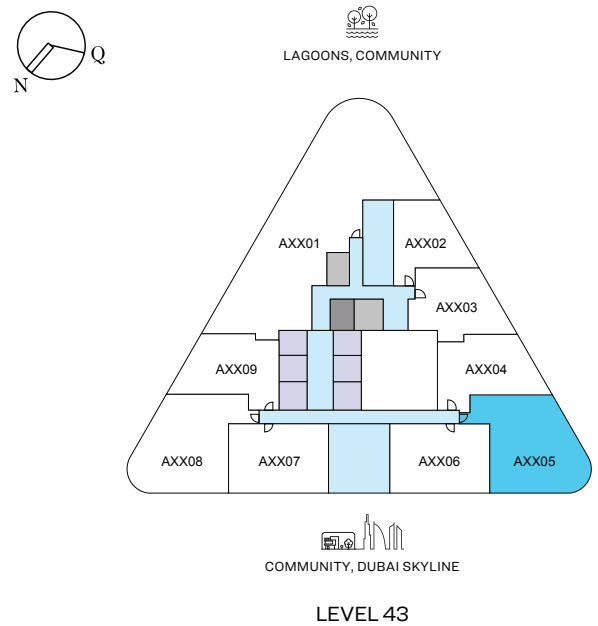
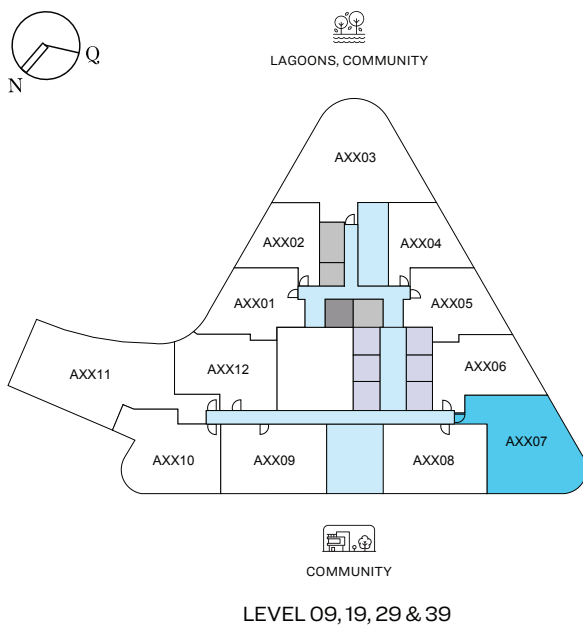
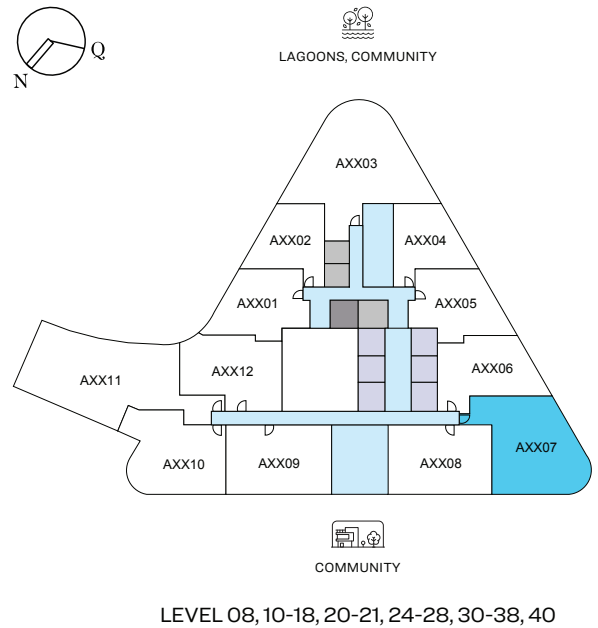
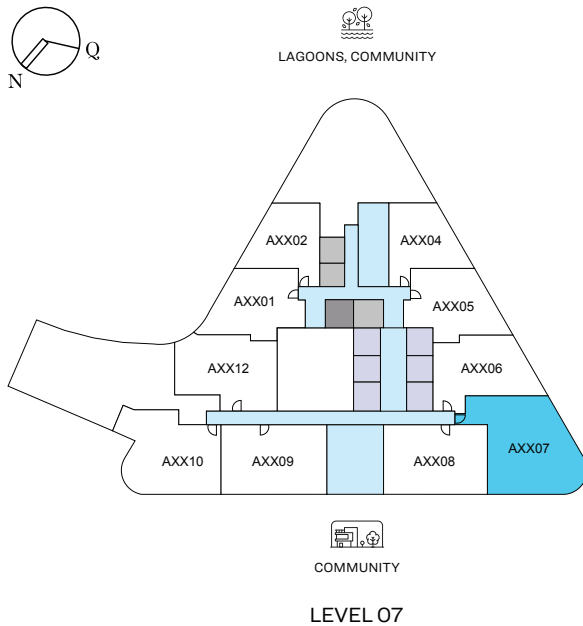
2 BEDROOM APARTMENT

TYPE C (with powder room + balcony)

TOTAL SALEABLE AREA

SUITE RANGE = 1138.71 - 1142.59 SQ.FT.
BALCONY RANGE = 99.35 - 99.78 SQ.FT.
TOTAL RANGE = 1238.39 - 1242.37 SQ.FT.

UNIT



List of unit numbers with this unit plan:

VIEWS

150 Degree, Amenities, Community
A707, A807, A907, A1007

150 Degree, Community
A1107, A1207, A1307, A1407, A1507, A1607, A1707, A1807, A1907, A2007, A2107, A2407, A2507, A2607, A2707, A2807, A2907, A3007, A3107, A3207, A3307, A3407, A3507

150 Degree, Community, Dubai Skyline, Ras-Al-Khor
A3607, A3707, A3807, A3907, A4007, A4305, A4405, A4505, A4605, A4705, A4805, A4905, A5005, A5105, A5205, A5305, A5405, A5505, A5605, A5705, A5805, A6105, A6205, A6305, A6405, A6505, A6605, A6705, A6805, A6905, A7005, A7105, A7205, A7305, A7405, A7505, A7605, A7705

Disclaimer: 1. All dimensions are in metric, measured to wall. 2. All dimensions & drawings are approximate. 3. Actual area may vary from the stated area. 4. Drawing are not to scale. 5. Layout representation and images are for illustrative purposes only and may not represent the actual size, features, specifications for kitchen fixtures, appliances, fittings, furniture or furnishings and facade. Actual products and details may vary. 6. The developer reserves the right to make revisions/ alterations, at its absolute discretion, without prior intimation or any liability whatsoever.

2 BEDROOM APARTMENT

TYPE C (with powder room + balcony)

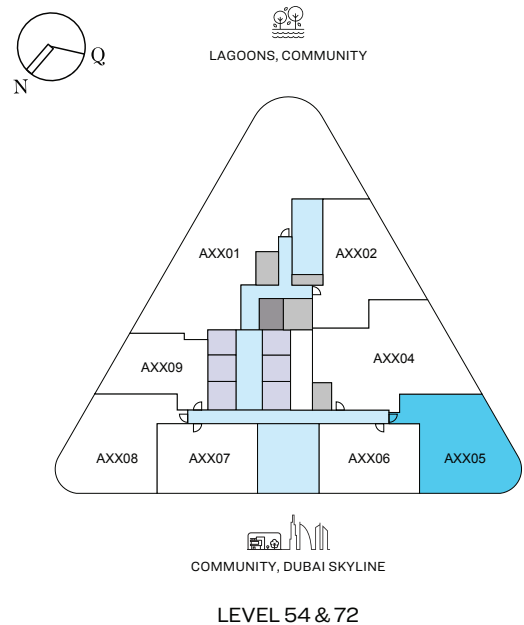
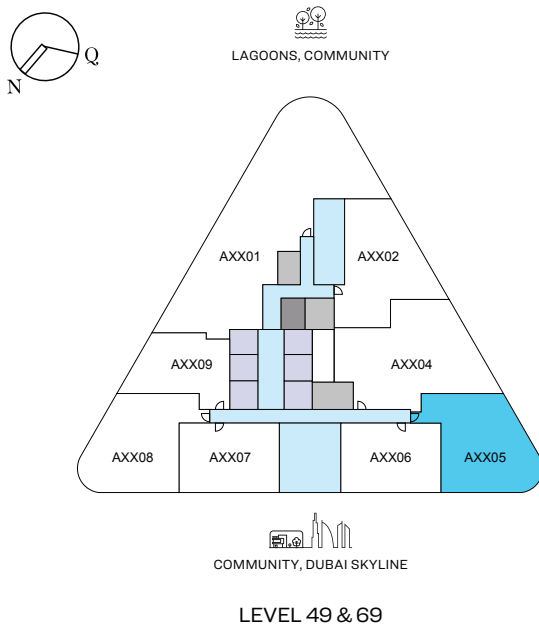
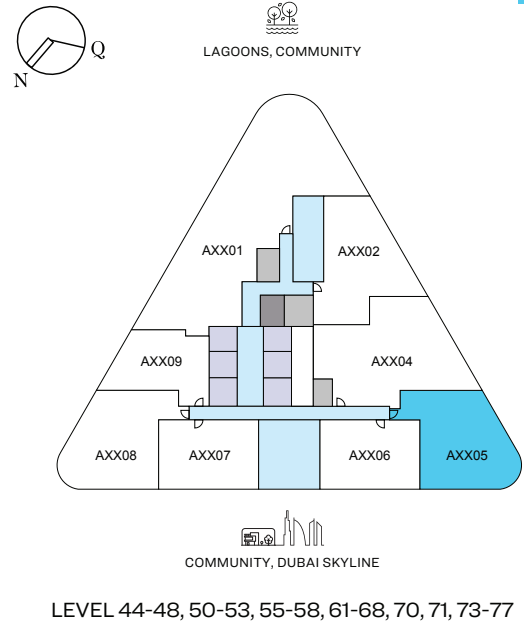
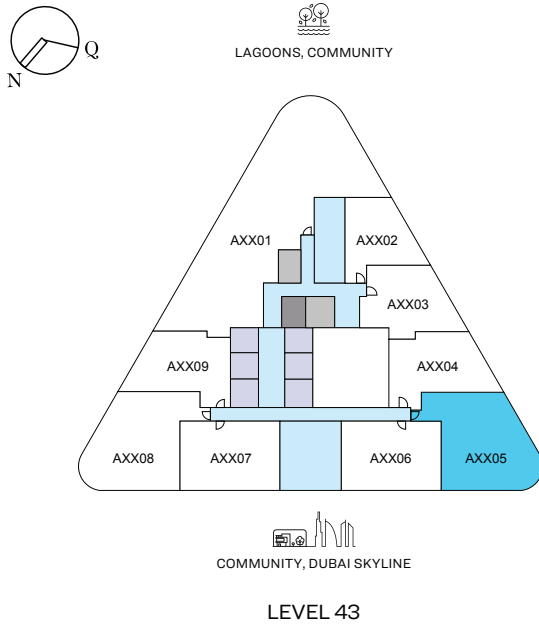
TOTAL SALEABLE AREA

SUITE RANGE = 1138.71 - 1142.59 SQ.FT.

BALCONY RANGE = 99.35 - 99.78 SQ.FT.

TOTAL RANGE = 1238.39 - 1242.37 SQ.FT.

UNIT



List of unit numbers with this unit plan:

VIEWS

150 Degree, Amenities, Community

A707, A807, A907, A1007

150 Degree, Community

A1107, A1207, A1307, A1407, A1507, A1607, A1707, A1807, A1907, A2007, A2107, A2407, A2507, A2607, A2707, A2807, A2907, A3007, A3107, A3207, A3307, A3407, A3507

150 Degree, Community, Dubai Skyline, Ras-Al-Khor

A3607, A3707, A3807, A3907, A4007, A4305, A4405, A4505, A4605, A4705, A4805, A4905, A5005, A5105, A5205, A5305, A5405, A5505, A5605, A5705, A5805, A6105, A6205, A6305, A6405, A6505, A6605, A6705, A6805, A6905, A7005, A7105, A7205, A7305, A7405, A7505, A7605, A7705

Disclaimer: 1. All dimensions are in metric, measured to wall. 2. All dimensions & drawings are approximate. 3. Actual area may vary from the stated area. 4. Drawing are not to scale. 5. Layout representation and images are for illustrative purposes only and may not represent the actual size, features, specifications for kitchen fixtures, appliances, fittings, furniture or furnishings and facade. Actual products and details may vary. 6. The developer reserves the right to make revisions/ alterations, at its absolute discretion, without prior intimation or any liability whatsoever.

2 BEDROOM APARTMENT

TYPE C (with powder room + balcony)

TOTAL SALEABLE AREA

SUITE RANGE = 1138.71 - 1142.59 SQ.FT.
BALCONY RANGE = 99.35 - 99.78 SQ.FT.
TOTAL RANGE = 1238.39 - 1242.37 SQ.FT.



List of unit numbers with this unit plan:

VIEWS

150 Degree, Amenities, Community
A707, A807, A907, A1007

150 Degree, Community
A1107, A1207, A1307, A1407, A1507, A1607, A1707, A1807, A1907, A2007, A2107, A2407, A2507, A2607, A2707, A2807, A2907, A3007, A3107, A3207, A3307, A3407, A3507

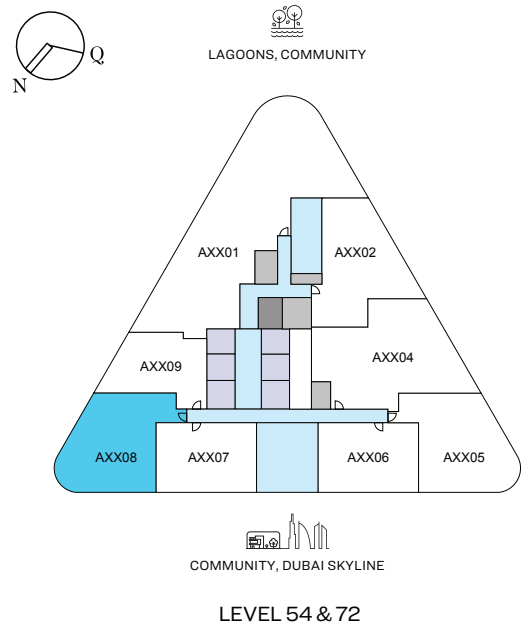
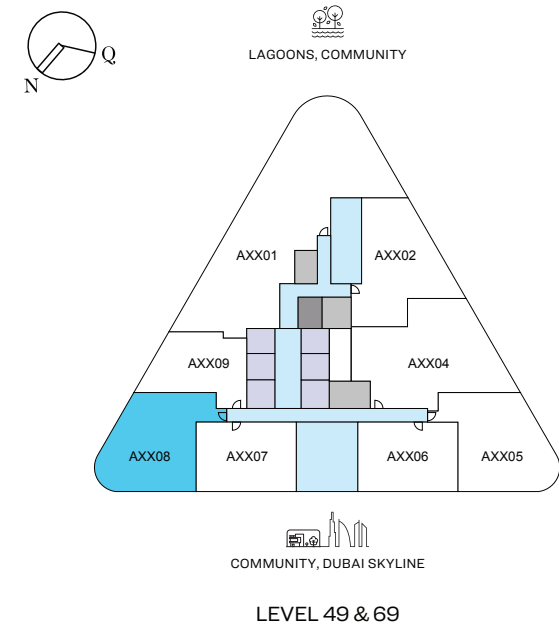
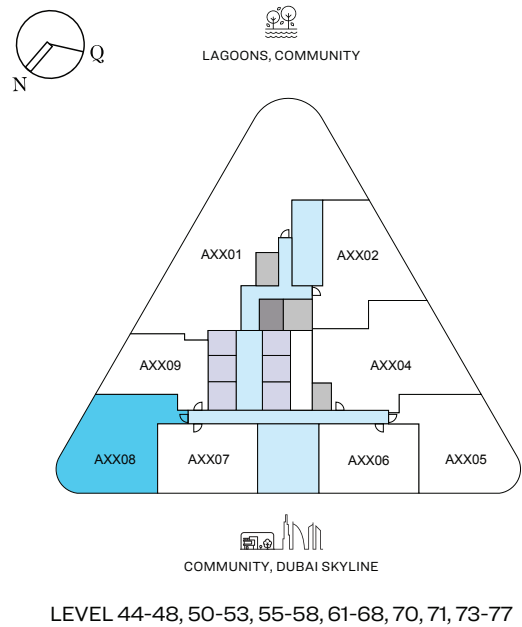
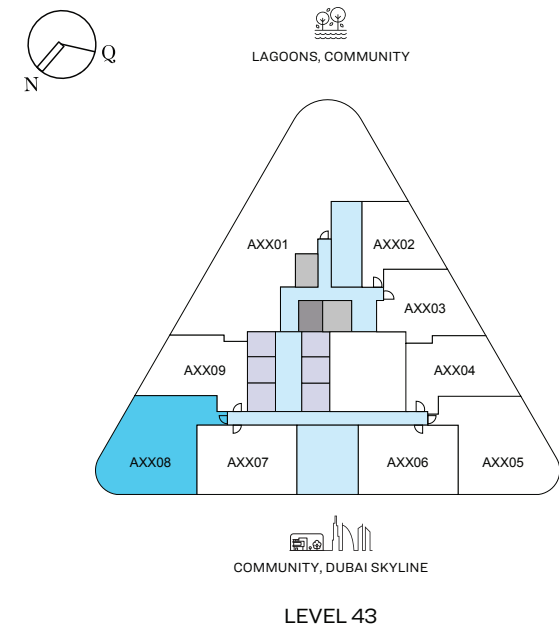
150 Degree, Community, Dubai Skyline, Ras-Al-Khor
A3607, A3707, A3807, A3907, A4007, A4305, A4405, A4505, A4605, A4705, A4805, A4905, A5005, A5105, A5205, A5305, A5405, A5505, A5605, A5705, A5805, A6105, A6205, A6305, A6405, A6505, A6605, A6705, A6805, A6905, A7005, A7105, A7205, A7305, A7405, A7505, A7605, A7705

Disclaimer: 1. All dimensions are in metric, measured to wall finishes. 2. All materials, dimensions & drawings are approximate. 3. Information is subject to change without notice, at developer's absolute discretion. 4. Actual area may vary from the stated area. 5. Drawing are not to scale. 6. All images used are for illustrative purpose only and do not represent the actual size, features, specifications, fittings and furnishings. 7. The developer reserves the right to make revisions/ alterations, at its absolute discretion, without any liability whatsoever.

2 BEDROOM APARTMENT
TYPE C (with powder room + balcony) VARIANT 01

TOTAL SALEABLE AREA
SUITE = 1,140.01 SQ.FT.
BALCONY = 99.46 SQ.FT.
TOTAL = 1,239.47 SQ.FT.

UNIT



List of unit numbers with this unit plan:

VIEWS

Community, Ras-Al-Khor, Creek, Dubai Skyline

A4308, A4408, A4508, A4608, A4708, A4808, A4908, A5008, A5108, A5208, A5308, A5408, A5508, A5608, A5708, A5808, A6108, A6208, A6308, A6408, A6508, A6608, A6708, A6808, A6908, A7008, A7108, A7208, A7308, A7408, A7508, A7608, A7708

Disclaimer: 1. All dimensions are in metric, measured to wall. 2. All dimensions & drawings are approximate. 3. Actual area may vary from the stated area. 4. Drawing are not to scale. 5. Layout representation and images are for illustrative purposes only and may not represent the actual size, features, specifications for kitchen fixtures, appliances, fittings, furniture or furnishings and facade. Actual products and details may vary. 6. The developer reserves the right to make revisions/ alterations, at its absolute discretion, without prior intimation or any liability whatsoever.

2 BEDROOM APARTMENT

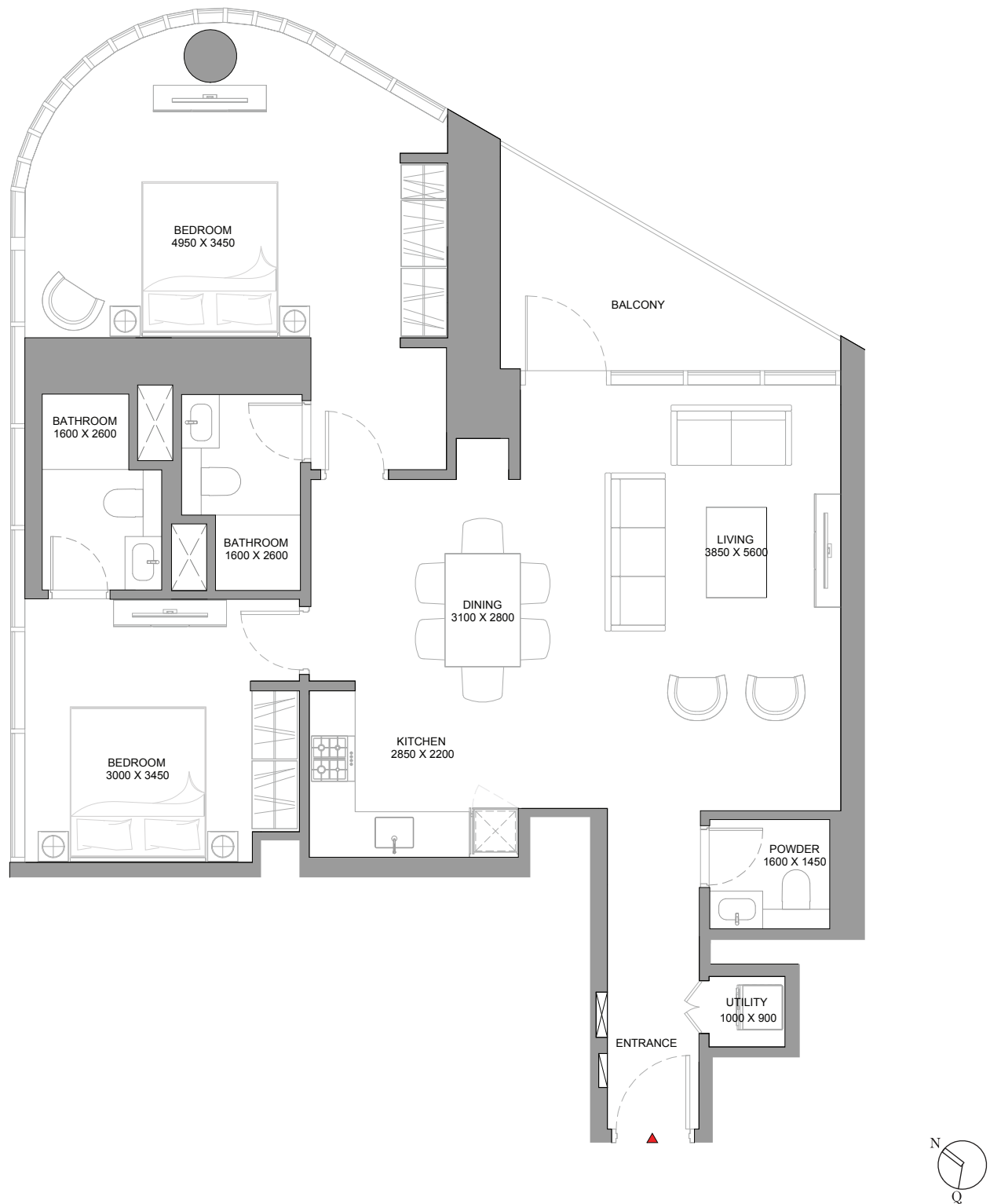
TYPE C (with powder room + balcony) VARIANT 01

TOTAL SALEABLE AREA

SUITE = 1,140.01 SQ.FT.

BALCONY = 99.46 SQ.FT.

TOTAL = 1,239.47 SQ.FT.



List of unit numbers with this unit plan:

VIEWS

Community, Ras-Al-Khor, Creek, Dubai Skyline

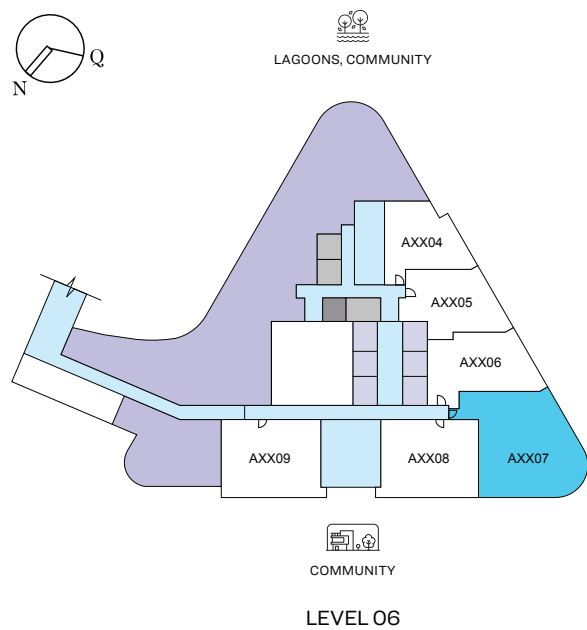
A4308, A4408, A4508, A4608, A4708, A4808, A4908, A5008, A5108, A5208, A5308, A5408, A5508, A5608, A5708, A5808, A6108, A6208, A6308, A6408, A6508, A6608, A6708, A6808, A6908, A7008, A7108, A7208, A7308, A7408, A7508, A7608, A7708

Disclaimer: 1. All dimensions are in metric, measured to wall finishes. 2. All materials, dimensions & drawings are approximate. 3. Information is subject to change without notice, at developer's absolute discretion. 4. Actual area may vary from the stated area. 5. Drawing are not to scale. 6. All images used are for illustrative purpose only and do not represent the actual size, features, specifications, fittings and furnishings. 7. The developer reserves the right to make revisions/ alterations, at its absolute discretion, without any liability whatsoever.

2 BEDROOM APARTMENT
TYPE C (with powder room + yard) VARIANT 02

TOTAL SALEABLE AREA
SUITE = 1,141.08 SQ.FT.
YARD = 374.48 SQ.FT.
TOTAL = 1,515.56 SQ.FT.

UNIT



List of unit numbers with this unit plan:

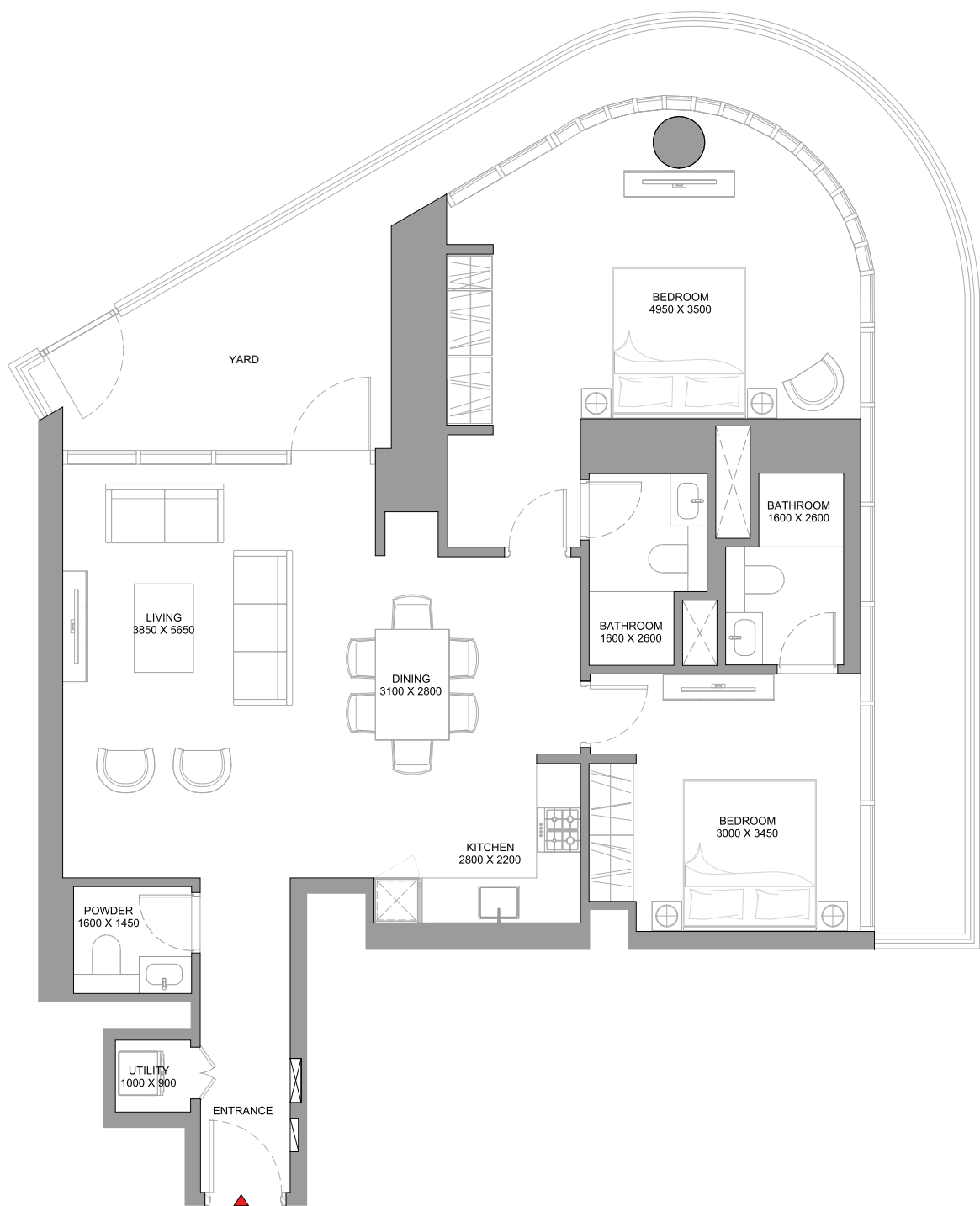
VIEWS

150 Degree, Amenities, Community
A607

Disclaimer: 1. All dimensions are in metric, measured to wall. 2. All dimensions & drawings are approximate. 3. Actual area may vary from the stated area. 4. Drawing are not to scale. 5. Layout representation and images are for illustrative purposes only and may not represent the actual size, features, specifications for kitchen fixtures, appliances, fittings, furniture or furnishings and facade. Actual products and details may vary. 6. The developer reserves the right to make revisions/ alterations, at its absolute discretion, without prior intimation or any liability whatsoever.

2 BEDROOM APARTMENT
TYPE C (with powder room + yard) VARIANT 02

TOTAL SALEABLE AREA
SUITE = 1,141.08 SQ.FT.
YARD = 374.48 SQ.FT.
TOTAL = 1,515.56 SQ.FT.



List of unit numbers with this unit plan:

VIEWS

150 Degree, Amenities, Community
A607

Disclaimer: 1. All dimensions are in metric, measured to wall finishes. 2. All materials, dimensions & drawings are approximate. 3. Information is subject to change without notice, at developer's absolute discretion. 4. Actual area may vary from the stated area. 5. Drawing are not to scale. 6. All images used are for illustrative purpose only and do not represent the actual size, features, specifications, fittings and furnishings. 7. The developer reserves the right to make revisions/ alterations, at its absolute discretion, without any liability whatsoever.

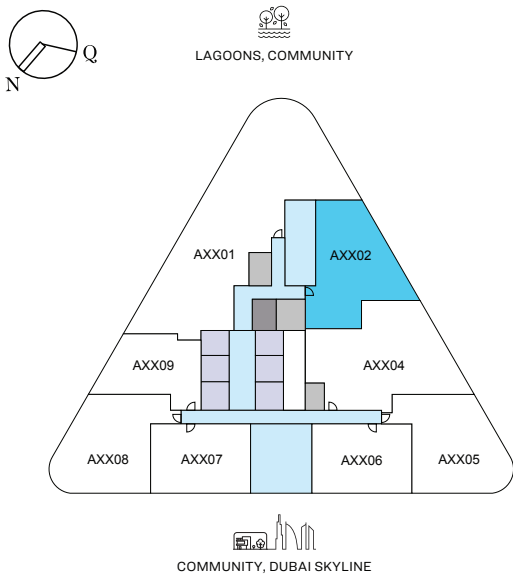
2 BEDROOM APARTMENT

TYPE D (with powder room and utility store room + balcony)

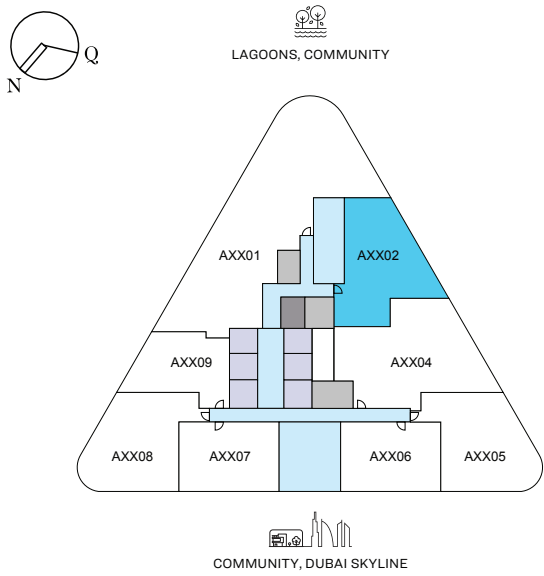
TOTAL SALEABLE AREA

SUITE RANGE = 1,007.82 - 1,008.15 SQ.FT.
BALCONY = 183.85 SQ.FT.
TOTAL RANGE = 1,191.67 - 1,192.00 SQ.FT.

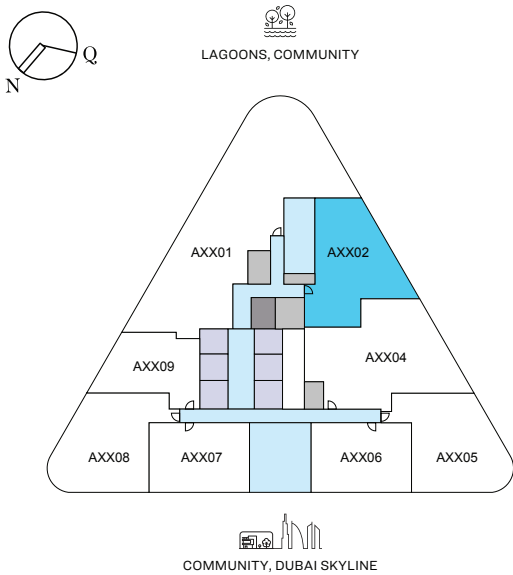
UNIT



LEVEL 44-48, 50-53, 55-58, 61-68, 70, 71, 73-77



LEVEL 49 & 69



LEVEL 54 & 72

List of unit numbers with this unit plan:

VIEWS

Community

A4402, A4502, A4602, A4702, A4802, A4902, A5002, A5102, A5202, A5302, A5402, A5502, A5602, A5702, A5802, A6102, A6202, A6302, A6402, A6502, A6602, A6702, A6802, A6902, A7002, A7102, A7202, A7302, A7402, A7502, A7602, A7702

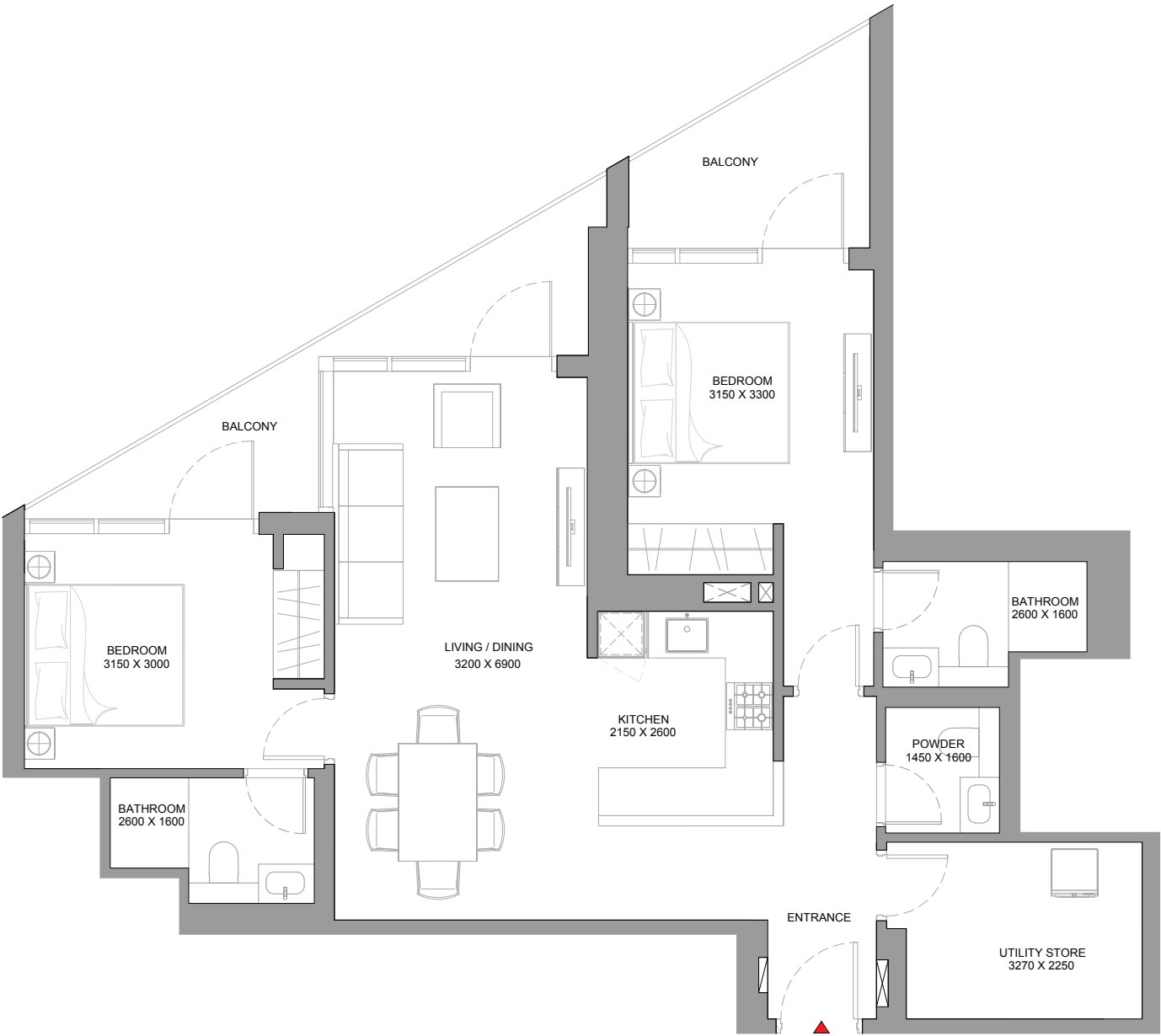
Disclaimer: 1. All dimensions are in metric, measured to wall. 2. All dimensions & drawings are approximate. 3. Actual area may vary from the stated area. representation and images are for illustrative purposes only and may not represent the actual size, features, specifications for kitchen fixtures, appliances, fittings, furniture or furnishings and facade. Actual products and details may vary. 6. The developer reserves the right to make revisions/ alterations, at its absolute discretion, without prior intimation or any liability whatsoever.

2 BEDROOM APARTMENT

TYPE D (with powder room and utility store room + balcony)

TOTAL SALEABLE AREA

SUITE RANGE = 1,007.82 - 1,008.15 SQ.FT.
BALCONY = 183.85 SQ.FT.
TOTAL RANGE = 1,191.67 - 1,192.00 SQ.FT.



List of unit numbers with this unit plan:

VIEWS

Community

A4402, A4502, A4602, A4702, A4802, A4902, A5002, A5102, A5202, A5302, A5402, A5502, A5602, A5702, A5802, A6102, A6202, A6302, A6402, A6502, A6602, A6702, A6802, A6902, A7002, A7102, A7202, A7302, A7402, A7502, A7602, A7702

Disclaimer: 1. All dimensions are in metric, measured to wall finishes. 2. All materials, dimensions & drawings are approximate. 3. Information is subject to change without notice, at developer's absolute discretion. 4. Actual area may vary from the stated area. 5. Drawing are not to scale. 6. All images used are for illustrative purpose only and do not represent the actual size, features, specifications, fittings and furnishings. 7. The developer reserves the right to make revisions/ alterations, at its absolute discretion, without any liability whatsoever.

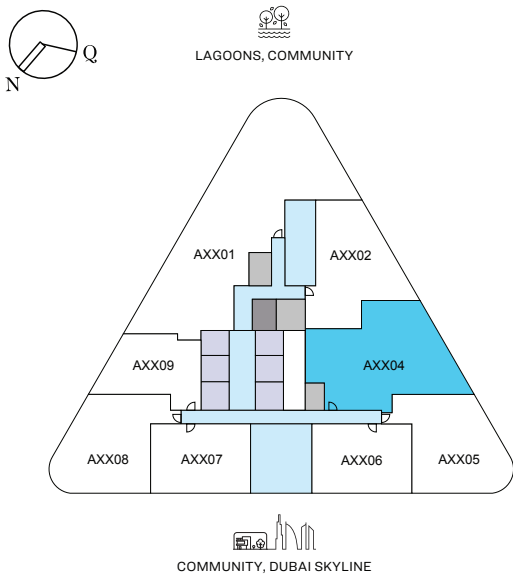
2 BEDROOM APARTMENT

TYPE E (with powder room and utility store room + balcony)

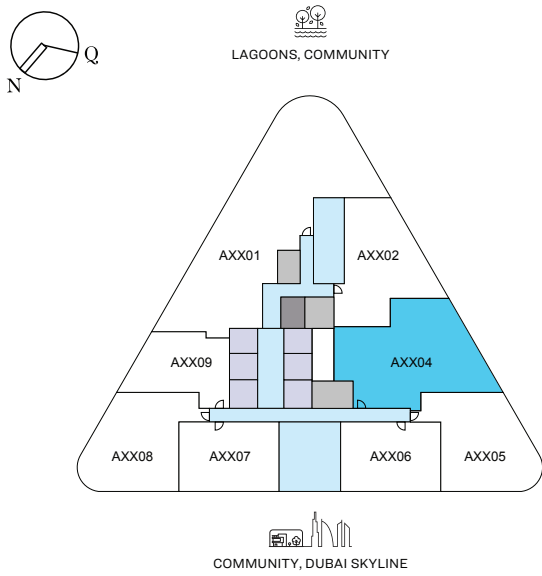
TOTAL SALEABLE AREA

SUITE = 1,487.46 - 1,488.65 SQ.FT.
BALCONY = 187.61 SQ.FT.
TOTAL = 1,675.07 - 1,676.26 SQ.FT.

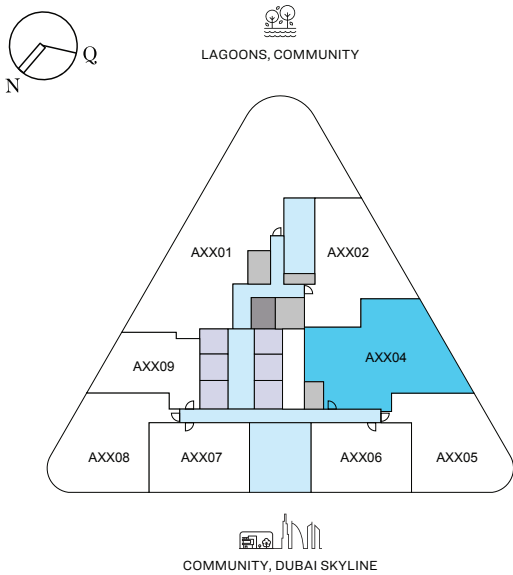
UNIT



LEVEL 44-48, 50-53, 55-58, 61-68, 70, 71, 73-77



LEVEL 49 & 69



LEVEL 54 & 72

List of unit numbers with this unit plan:

VIEWS

Community

A4404, A4504, A4604, A4704, A4804, A4904, A5004, A5104, A5204, A5304, A5404, A5504, A5604, A5704, A5804, A6104, A6204, A6304, A6404, A6504, A6604, A6704, A6804, A6904, A7004, A7104, A7204, A7304, A7404, A7504, A7604, A7704

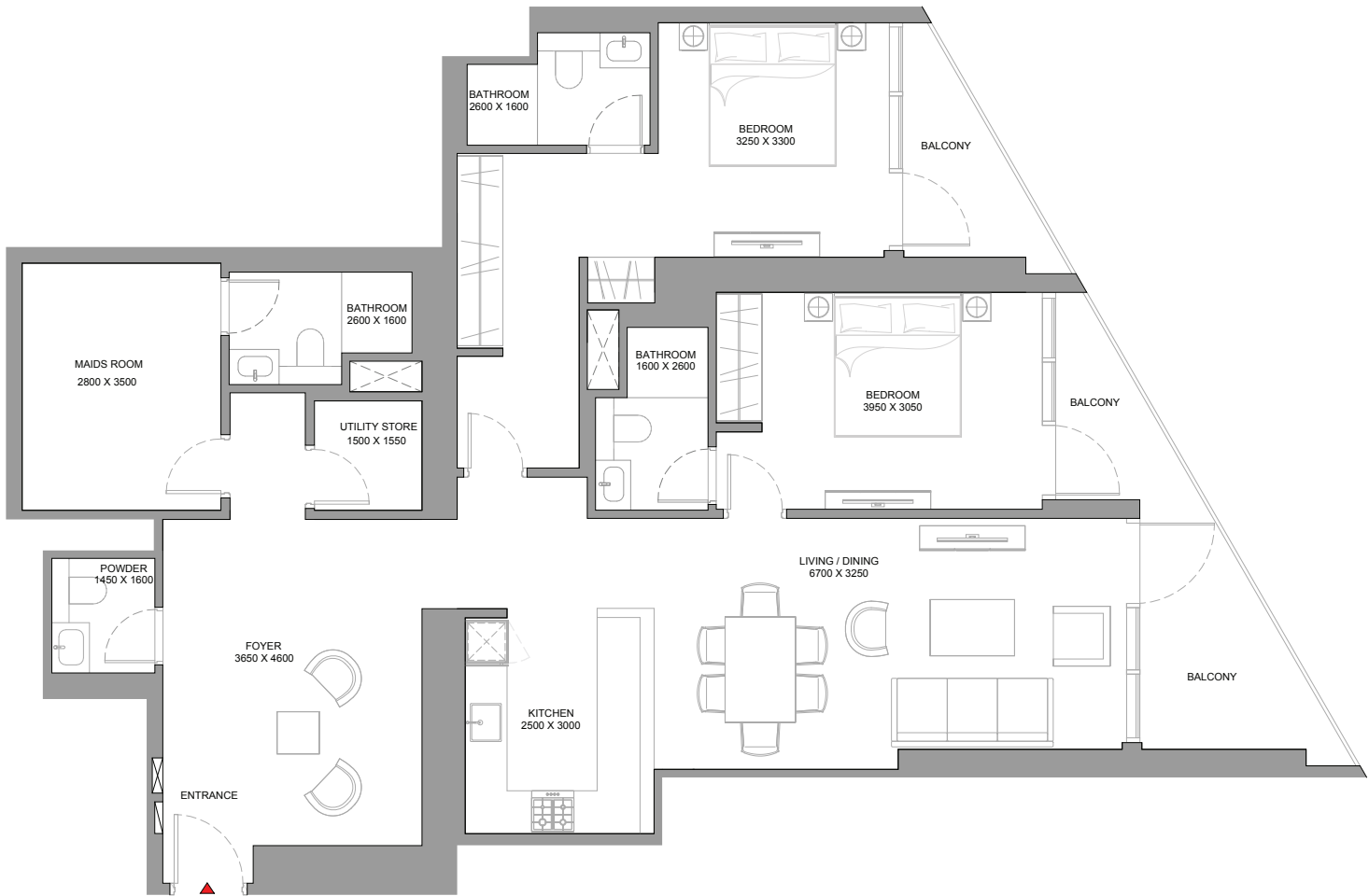
Disclaimer: 1. All dimensions are in metric, measured to wall. 2. All dimensions & drawings are approximate. 3. Actual area may vary from the stated area. 4. Drawing are not to scale. 5. Layout representation and images are for illustrative purposes only and may not represent the actual size, features, specifications for kitchen fixtures, appliances, fittings, furniture or furnishings and facade. Actual products and details may vary. 6. The developer reserves the right to make revisions/ alterations, at its absolute discretion, without prior intimation or any liability whatsoever.

2 BEDROOM APARTMENT

TYPE E (with powder room and utility store room + balcony)

TOTAL SALEABLE AREA

SUITE = 1,487.46 - 1,488.65 SQ.FT.
BALCONY = 187.61 SQ.FT.
TOTAL = 1,675.07 - 1,676.26 SQ.FT.



List of unit numbers with this unit plan:

VIEWS

Community

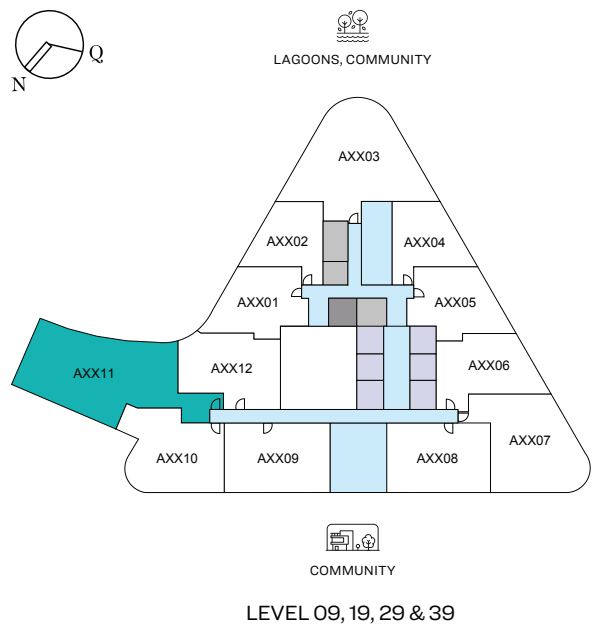
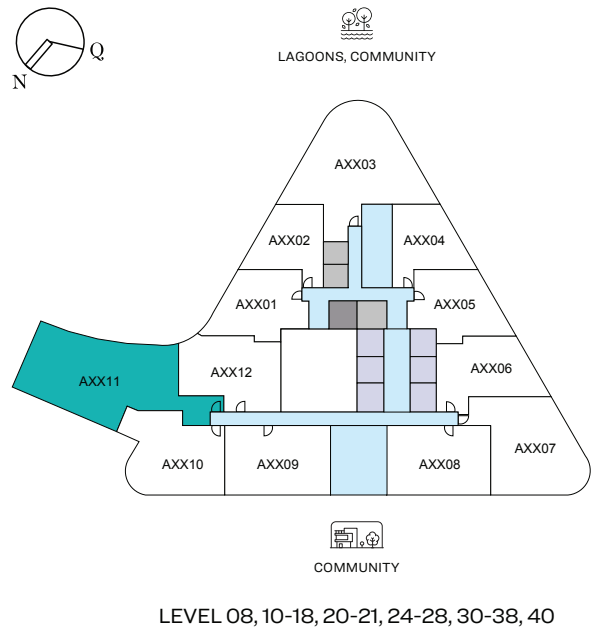
A4404, A4504, A4604, A4704, A4804, A4904, A5004, A5104, A5204, A5304, A5404, A5504, A5604, A5704, A5804, A6104, A6204, A6304, A6404, A6504, A6604, A6704, A6804, A6904, A7004, A7104, A7204, A7304, A7404, A7504, A7604, A7704

Disclaimer: 1. All dimensions are in metric, measured to wall finishes. 2. All materials, dimensions & drawings are approximate. 3. Information is subject to change without notice, at developer's absolute discretion. 4. Actual area may vary from the stated area. 5. Drawing are not to scale. 6. All images used are for illustrative purpose only and do not represent the actual size, features, specifications, fittings and furnishings. 7. The developer reserves the right to make revisions/ alterations, at its absolute discretion, without any liability whatsoever.

3 BEDROOM APARTMENT
TYPE A (with powder room + balcony)

TOTAL SALEABLE AREA
SUITE = 1,525.35 SQ.FT.
BALCONY = 157.26 - 157.91 SQ.FT.
TOTAL = 1,682.61 - 1,683.26 SQ.FT.

UNIT



List of unit numbers with this unit plan:

VIEWS

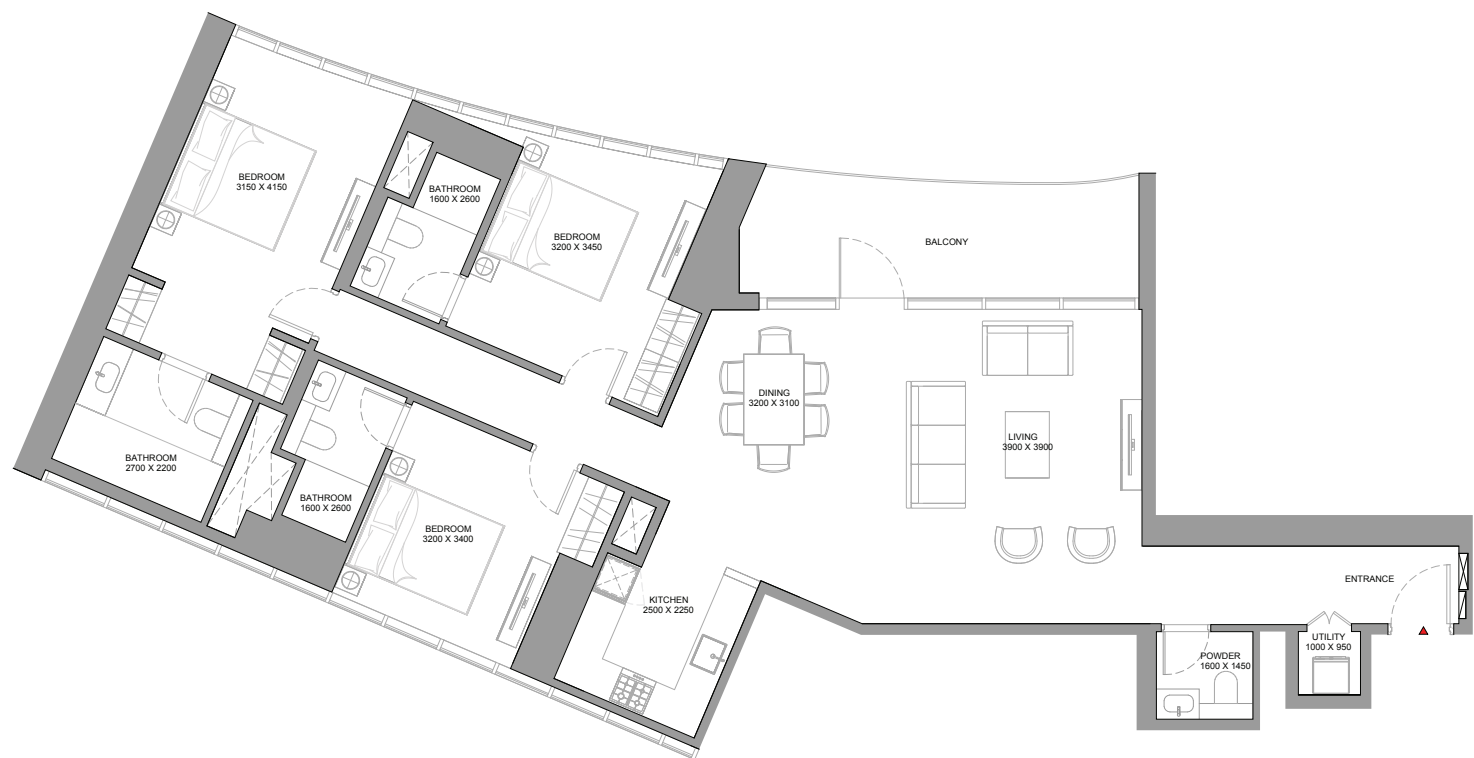
Dual aspect, Amenities, Community, Lagoons
A811, A911, A1011

Dual aspect, Community, Lagoons
A1111, A1211, A1311, A1411, A1511, A1611, A1711, A1811, A1911, A2011, A2111, A2411, A2511, A2611, A2711, A2811, A2911, A3011, A3111, A3211, A3311, A3411, A3511, A3611, A3711, A3811, A3911, A4011

Disclaimer: 1. All dimensions are in metric, measured to wall. 2. All dimensions & drawings are approximate. 3. Actual area may vary from the stated area. 4. Drawing are not to scale. 5. Layout representation and images are for illustrative purposes only and may not represent the actual size, features, specifications for kitchen fixtures, appliances, fittings, furniture or furnishings and facade. Actual products and details may vary. 6. The developer reserves the right to make revisions/ alterations, at its absolute discretion, without prior intimation or any liability whatsoever.

3 BEDROOM APARTMENT
TYPE A (with powder room + balcony)

TOTAL SALEABLE AREA
SUITE = 1,525.35 SQ.FT.
BALCONY = 157.26 - 157.91 SQ.FT.
TOTAL = 1,682.61 - 1,683.26 SQ.FT.



List of unit numbers with this unit plan:

VIEWS

Dual aspect, Amenities, Community, Lagoons
A811, A911, A1011

Dual aspect, Community, Lagoons
A1111, A1211, A1311, A1411, A1511, A1611, A1711, A1811, A1911, A2011, A2111, A2411, A2511, A2611, A2711, A2811, A2911, A3011, A3111, A3211, A3311, A3411, A3511, A3611, A3711, A3811, A3911, A4011

Disclaimer: 1. All dimensions are in metric, measured to wall. 2. All dimensions & drawings are approximate. 3. Actual area may vary from the stated area. 4. Drawing are not to scale. 5. Layout representation and images are for illustrative purposes only and may not represent the actual size, features, specifications for kitchen fixtures, appliances, fittings, furniture or furnishings and facade. Actual products and details may vary. 6. The developer reserves the right to make revisions/ alterations, at its absolute discretion, without prior intimation or any liability whatsoever.



3.5 BEDROOM APARTMENT

TYPE A (with study room + balcony)

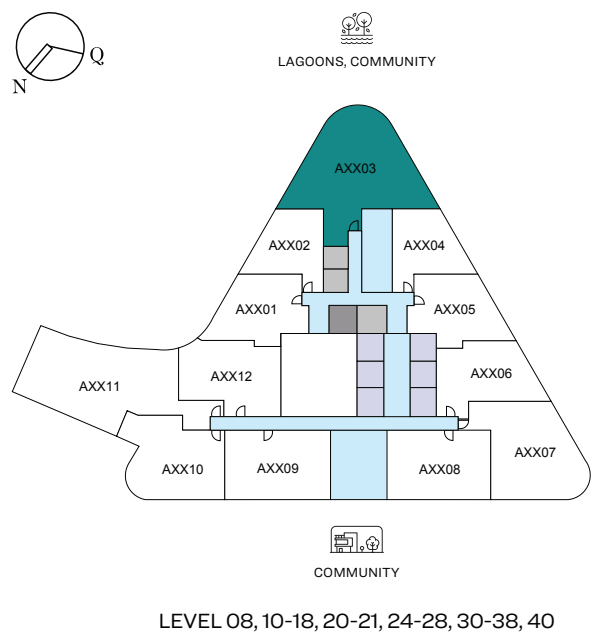
TOTAL SALEABLE AREA

SUITE RANGE = 1,421.80 - 1,423.85 SQ.FT.

BALCONY = 182.02 SQ.FT.

TOTAL RANGE = 1,603.82 - 1,605.87 SQ.FT.

UNIT



List of unit numbers with this unit plan:

VIEWS

180 Degree, Amenities, Community, Lagoons
A803, A1003

180 Degree, Community, Lagoons
A1103, A1203, A1303, A1403, A1503, A1603, A1703, A1803, A2003, A2103, A2403, A2503, A2603, A2703, A2803, A3003, A3103, A3203, A3303, A3403, A3503, A3603, A3703, A3803, A4003

Disclaimer: 1. All dimensions are in metric, measured to wall. 2. All dimensions & drawings are approximate. 3. Actual area may vary from the stated area. 4. Drawing are not to scale. 5. Layout representation and images are for illustrative purposes only and may not represent the actual size, features, specifications for kitchen fixtures, appliances, fittings, furniture or furnishings and facade. Actual products and details may vary. 6. The developer reserves the right to make revisions/ alterations, at its absolute discretion, without prior intimation or any liability whatsoever.

3.5 BEDROOM APARTMENT

TYPE A (with study room + balcony)

TOTAL SALEABLE AREA

SUITE RANGE = 1,421.80 - 1,423.85 SQ.FT.

BALCONY = 182.02 SQ.FT.

TOTAL RANGE = 1,603.82 - 1,605.87 SQ.FT.



List of unit numbers with this unit plan:

VIEWS

180 Degree, Amenities, Community, Lagoons
A803, A1003

180 Degree, Community, Lagoons
A1103, A1203, A1303, A1403, A1503, A1603, A1703, A1803, A2003, A2103, A2403, A2503, A2603, A2703, A2803, A3003, A3103, A3203, A3303, A3403, A3503, A3603, A3703, A3803, A4003

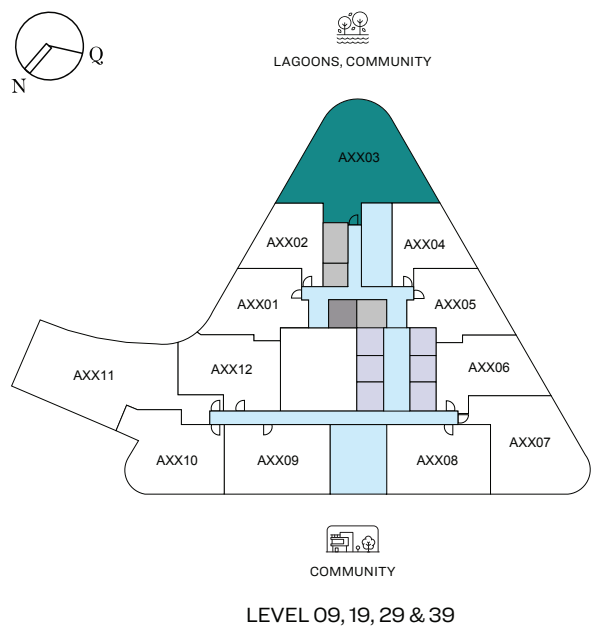


Disclaimer: 1. All dimensions are in metric, measured to wall finishes. 2. All materials, dimensions & drawings are approximate. 3. Information is subject to change without notice, at developer's absolute discretion. 4. Actual area may vary from the stated area. 5. Drawing are not to scale. 6. All images used are for illustrative purpose only and do not represent the actual size, features, specifications, fittings and furnishings. 7. The developer reserves the right to make revisions/ alterations, at its absolute discretion, without any liability whatsoever.

3.5 BEDROOM APARTMENT
TYPE A (with store room + balcony) VARIANT 01

TOTAL SALEABLE AREA
SUITE RANGE = 1,366.59 - 1,367.55 SQ.FT.
BALCONY = 182.02 SQ.FT.
TOTAL RANGE = 1,548.61 - 1,549.57 SQ.FT.

UNIT



List of unit numbers with this unit plan:

VIEWS

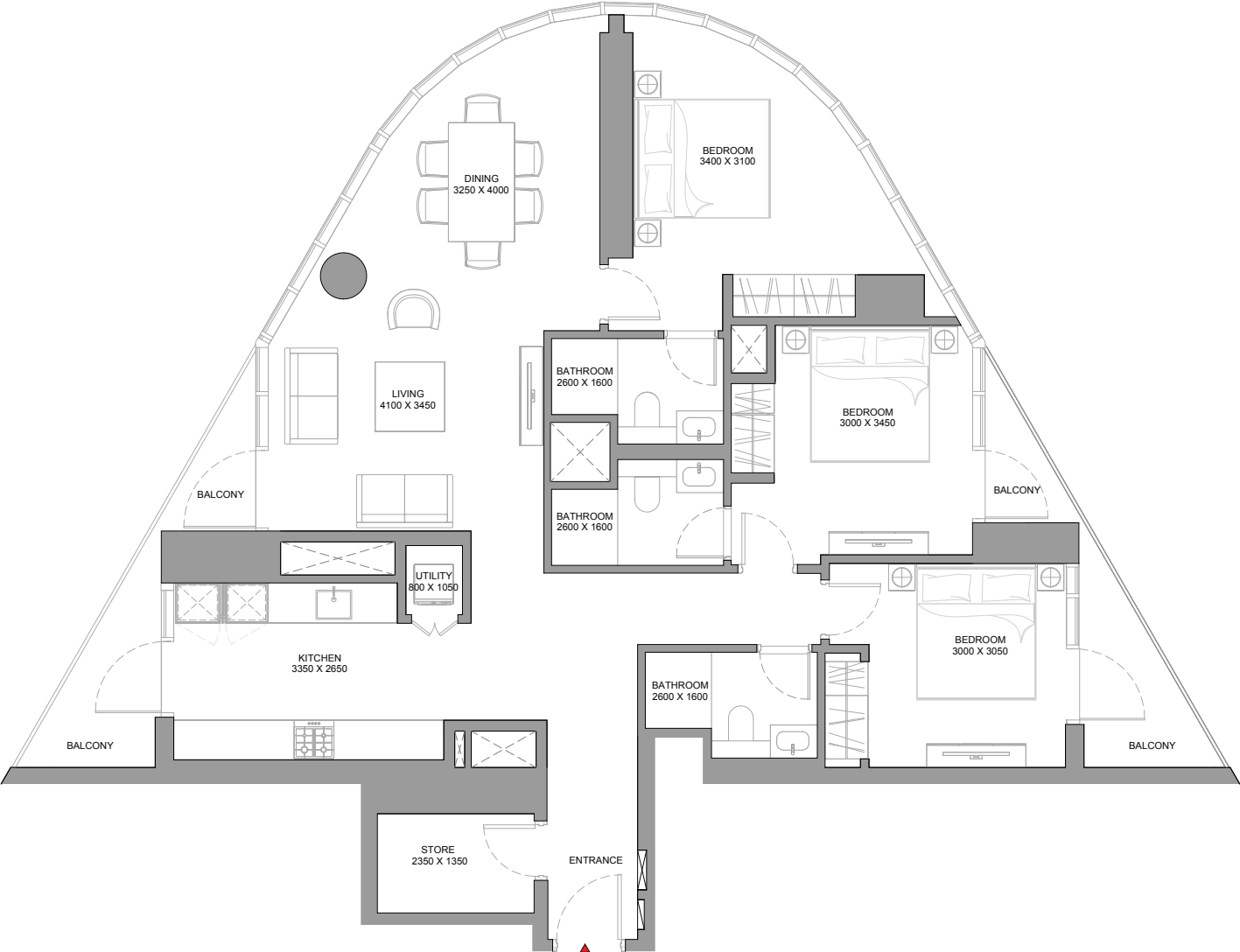
180 Degree, Amenities, Community, Lagoons
A903

180 Degree, Community, Lagoons
A1903, A2903, A3903

Disclaimer: 1. All dimensions are in metric, measured to wall. 2. All dimensions & drawings are approximate. 3. Actual area may vary from the stated area. 4. Drawing are not to scale. 5. Layout representation and images are for illustrative purposes only and may not represent the actual size, features, specifications for kitchen fixtures, appliances, fittings, furniture or furnishings and facade. Actual products and details may vary. 6. The developer reserves the right to make revisions/ alterations, at its absolute discretion, without prior intimation or any liability whatsoever.

3.5 BEDROOM APARTMENT
TYPE A (with store room + balcony) VARIANT 01

TOTAL SALEABLE AREA
SUITE RANGE = 1,366.59 - 1,367.55 SQ.FT.
BALCONY = 182.02 SQ.FT.
TOTAL RANGE = 1,548.61 - 1,549.57 SQ.FT.



List of unit numbers with this unit plan:

VIEWS

180 Degree, Amenities, Community, Lagoons
A903

180 Degree, Community, Lagoons
A1903, A2903, A3903



Disclaimer: 1. All dimensions are in metric, measured to wall finishes. 2. All materials, dimensions & drawings are approximate. 3. Information is subject to change without notice, at developer's absolute discretion. 4. Actual area may vary from the stated area. 5. Drawing are not to scale. 6. All images used are for illustrative purpose only and do not represent the actual size, features, specifications, fittings and furnishings. 7. The developer reserves the right to make revisions/ alterations, at its absolute discretion, without any liability whatsoever.

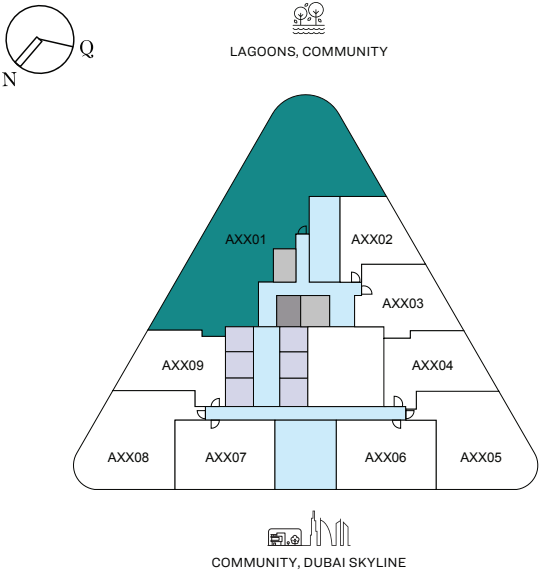
4 BEDROOM APARTMENT

TYPE A (with powder room, maid room, utility store room + balcony)

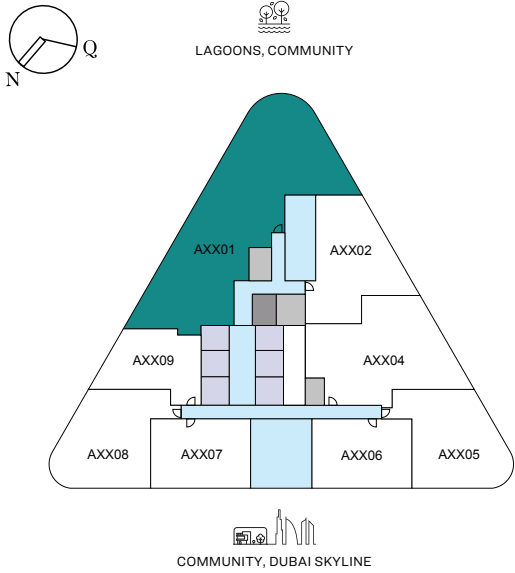
TOTAL SALEABLE AREA

SUITE RANGE = 2,724.24 - 2,724.78 SQ.FT.
BALCONY = 385.89 SQ.FT.
TOTAL RANGE = 3,110.13 - 3,110.67 SQ.FT.

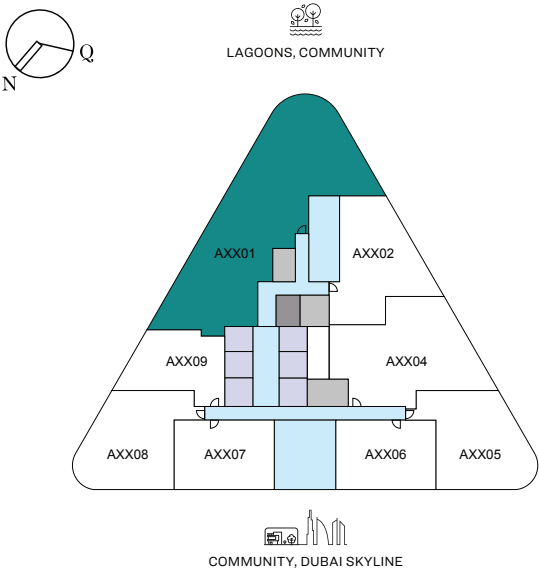
UNIT



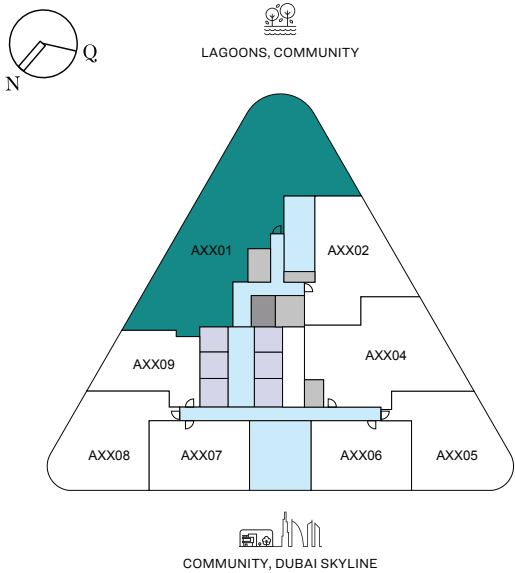
LEVEL 43



LEVEL 44-48, 50-53, 55-58, 61-68, 70, 71, 73-77



LEVEL 49 & 69



LEVEL 54 & 72

List of unit numbers with this unit plan:

VIEWS

180 Degree, Community, Lagoons

A4301, A4401, A4501, A4601, A4701, A4801, A4901, A5001, A5101, A5201, A5301, A5401, A5501, A5601, A5701, A5801, A6101, A6201, A6301, A6401, A6501, A6601, A6701, A6801, A6901, A7001, A7101, A7201, A7301, A7401, A7501, A7601, A7701

Disclaimer: 1. All dimensions are in metric, measured to wall. 2. All dimensions & drawings are approximate. 3. Actual area may vary from the stated area. 4. Drawing are not to scale. 5. Layout representation and images are for illustrative purposes only and may not represent the actual size, features, specifications for kitchen fixtures, appliances, fittings, furniture or furnishings and facade. Actual products and details may vary. 6. The developer reserves the right to make revisions/ alterations, at its absolute discretion, without prior intimation or any liability whatsoever.

4 BEDROOM APARTMENT

TYPE A (with powder room, maid room, utility store room + balcony)

TOTAL SALEABLE AREA

SUITE RANGE = 2,724.24 - 2,724.78 SQ.FT.
BALCONY = 385.89 SQ.FT.
TOTAL RANGE = 3,110.13 - 3,110.67 SQ.FT.



List of unit numbers with this unit plan:

VIEWS

180 Degree, Community, Lagoons

A4301, A4401, A4501, A4601, A4701, A4801, A4901, A5001, A5101, A5201, A5301, A5401, A5501, A5601, A5701, A5801, A6101, A6201, A6301, A6401, A6501, A6601, A6701, A6801, A6901, A7001, A7101, A7201, A7301, A7401, A7501, A7601, A7701

Disclaimer: 1. All dimensions are in metric, measured to wall finishes. 2. All materials, dimensions & drawings are approximate. 3. Information is subject to change without notice, at developer's absolute discretion. 4. Actual area may vary from the stated area. 5. Drawing are not to scale. 6. All images used are for illustrative purpose only and do not represent the actual size, features, specifications, fittings and furnishings. 7. The developer reserves the right to make revisions/ alterations, at its absolute discretion, without any liability whatsoever.

SOBHA
REALTY

